

SCX SERIES

Commercial Lighting

WESTGATE
THE FUTURE IS HERE...AND IT'S QUITE BRIGHT!

SCX-4FT-40W-MCT4-D-IND



Selection:



Custom:

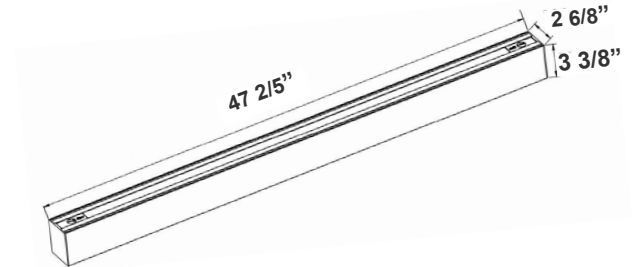


Customer Name: _____

Project Name: _____

Note: _____

Type: _____



47 2/5"(L) x 2 6/8"(W) x 3 3/8"(H)

Linear Lighting can customize your desired length, look, and color temperature to be suspended, Ideal for Storage rooms, Offices Conference rooms, Retail.

Features

- LED Superior Architectural Lights
- Opal Polycarbonate Lens-Direct (UP) Lighting
- Lens Type: Opal Polycarbonate Lens
- MCT: Multi Color Temperature (Selectable with Switch Inside Fixture)

Technical Specifications

Electrical:

- Voltage: 120-277VAC 50/60Hz
- Wattage: 40W
- Power Factor: >0.95
- Total Harmonic Distortion: ≤ 20 %

Mechanical:

- Low Profile Modern Design
- Aluminum Housing With Matte White Finish
- Lens Type: Opal Polycarbonate Lens
- Lens Snaps into Housing
- IP Rating: IP54
- Operating Temperature: -13°F~104°F
- Suspended, Requires Suspension Cables (Not Included) See Page 2
- Power Cord comes out through the Suspension Hole on the End of the Fixture from the Top

Lighting:

- Dimmable: 0~10V Dimming
- Total Lumens: 4375M/ 4612LM/ 4693LM/ 4710LM
- Color Temperatures: 3000K/3500K/4000K/5000K
- Multi-CCT(Selectable Switch Inside Fixture)
- Color Rendering Index: CRI ≥ 80
- Up Light Option Available
- 50,000 Hours Rated Life
- 5-Year Warranty
- Beam Angle: 104.8°(H) x 100.5°(V)

Applications:

- Ideal for offices, hotels, corridors, saloons, libraries, meeting rooms, conference halls, and the best solution for modern lighting solutions
- It can be used in any indoor applications

Other Models:

• 20W | 2390LM | SCX-2FT-20W-MCT4-D-IND • 30W | 3551LM | SCX-3FT-30W-MCT4-D-IND • 60W | 7102LM | SCX-6FT-60W-MCT4-D-IND • 80W | 9420LM | SCX-8FT-80W-MCT4-D-IND

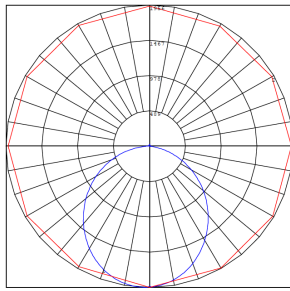
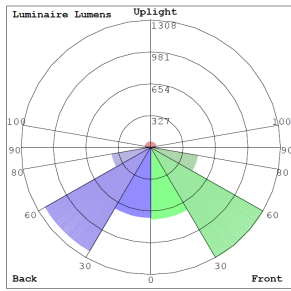


Phone: (877) 805-2252 | Fax: (877) 805-2252
www.westgatemfg.com

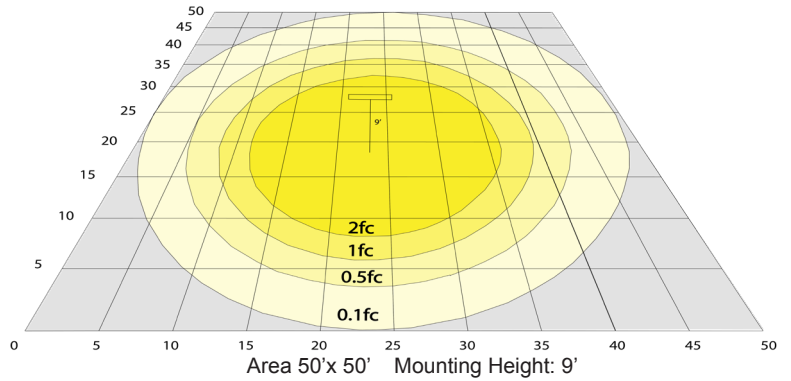


WG-Z8-ZB-22

Photometrics: SCX-4FT-MCT4-D-IND



BUD Rating: B2-U3-G1



Other Views:



Side View



Front View



Back View

Performance Table: SCX-4FT-MCT4-D-IND

MODEL NO.	Wattage	Voltage	Lumens	Color Temp.	BUG Rating	LPW
SCX-4FT-40W-MCT4-D-IND	40W	120~277V	4375LM	3000K	B2-U3-G1	109
			4612LM	3500K		115
			4693LM	4000K		117
			4710LM	5000K		118

Sample Ordering

Model	Size	Wattage	Color Temp.	Feature	Lens
SCX	4FT	40W	MCT4	D	IND

Accessories:



- Blank = No Option For Accessories
SCL-CS1-6FT = ADJ. 6FT 1/16in SINGLE SUSPENSION CANOPY SET WITH KEYHOLE END CONNECTOR, NON-POWER SIDE
SCL-CS1P-6FT = ADJ. 6FT 1/16in SINGLE SUSPENSION CANOPY SET WITH KEYHOLE END CONNECTOR, POWER SIDE WITH SJTW18/5 WHITE CORD
SCL-CS1P-6FT-NC = ADJ. 6FT 1/16in SINGLE SUSPENSION CANOPY SET WITH KEYHOLE END CONNECTOR
SCL-GS10 = ADJ. 10FT 1/16in DOUBLE SUSPENSION CABLE WITH SINGLE KEYHOLE CONN., LOOP GRIPPER ON TOP
SCL-GS20 = ADJ. 20FT 1/16in DOUBLE SUSPENSION CABLE WITH SINGLE KEYHOLE CONN., LOOP GRIPPER ON TOP
SCL-6FT-SJTW18/5 = 6ft White Cord, SJTW 18 AWG 5-Conductor (Black, White, Green + Purple & Gray for 0-10V Dimming)
SCL-6FT-SJTW18/5-100FT = 100ft Roll of White Cord, SJTW 18 AWG 5-Conductor (Black, White, Green + Purple & Gray for 0-10V Dimming)
SCL-6FT-SJTW18/5-100FT-BK = 100ft Roll of Black Cord, SJTW 18 AWG 5-Conductor (Black, White, Green + Purple & Gray for 0-10V Dimming)
SCL-6FT-SJTW18/6-100FT = 100ft Roll of Black Cord, SJTW 18 AWG 6-Conductor (Black, White, Green + Purple & Gray for 0-10V Dimming + Red for Backup Invertor)
SCL-AH = Heavy-Duty Auxiliary Hook for Up To 1/16" Aircraft Cable
SCL-ASC-500FT = 1/16" 500 ft. Steel Aircraft Cable Suspension
OPT-FWH-63/65/66 = This is a 6FT 3/5/6-Wire Whip option

* More Mounting Options Refer to page 3

Factory-Installed Options:




- Blank = No Option For Accessories
OPT-HBC-125BS-WH = 10FT, 15A, 125V, 18/3 STR, WHT

* More Factory-Installed Options Refer to page 3

SUSPENDED MOUNTING ACCESSORIES (NOT INCLUDED)



SCL-CS1-6FT SCL-CS1P-6FT SCL-CS1P-6FT-NC SCL-GS10 SCL-GS20



SCL-6FT-SJTW18/5-100FT SCL-6FT-SJTW18/5-100FT-BK SCL-ASC-500FT SCL-6FT-SJTW18/6-100FT



SCL-AH SCL-ASC-500FT SCL-6FT-SJTW18/5 OPT-FWH-63 OPT-FWH-65 OPT-FWH-66

FACTORY-INSTALLED OPTIONS:



OPT-HBC-125BS-WH

Example:


- SCX-4FT-40W-MCT4-D-IND (For SCX 40W MCT4 fixture 120-277V)
- SCX-4FT-40W-MCT4-D-IND OPT-HBC-125BS-WH (For SCX 40W MCT4 fixture 120-277V) (10FT, 15A, 125V, 18/3 STR, WHT)



MOUNTING OPTIONS:



Wall Mounted



Color of Your Choice

WALL MOUNTING

Model	DESCRIPTION	
OPT-SCX-WM-4FT	Install this optional wall mounting brackets on the back of the fixture. Connection cables will enter the fixture through one of these wall-mounting brackets. On your purchase order, please specify the position of where your wire entry from the wall.	

FACTORY-INSTALLED OPTIONS:

COLOR OF YOUR CHOICE

Model	DESCRIPTION	
OPT-SCX-CLR-8FT	Add this option and specify your desired color on your purchase order or provide a swatch to match. For painted flanged fixture or optional rod, mounting set please also add the relevant option below for each fixture.	

EMERGENCY BATTERY BACKUP

Model	DESCRIPTION	
OPT-EM-CM1INT	This is an option for a 90-minute backup battery installation. If you need to order this series for the fixture, please have your purchase order ready and call us or specify on the order which fixture to install this option and the test button.	

