

Item Number 7237100

Vintage Ceiling Fan

52 in. Brushed Nickel Finish
 Reversible Blades (Rosewood/Light Maple) Frosted Ribbed Glass



Specifications

Size	52"
Blades.....	Reversible MDF Blades (Rosewood/Light Maple)
Blade Pitch.....	11°
Approved Location	Indoor
Suggested Room Size.....	Large Room (up to 15x15)
Down Rod.....	3/4 x 4"
Installation.....	Combo
Max. Ceiling Angle.....	16°
Lead Wire	78"
Light Bulb Usage.....	Includes (3) Candelabra (E12) Base, 4.5 Watt B11 LED Lamps
Control	Remote control adaptable and pull chain included
Motor Finish.....	Brushed Nickel
Motor Material	Cold Rolled Steel Motor 153mm x 15mm
Reverse Airflow.....	Yes
Capacitor	Triple
Switch Housing Cap.....	Not Included



Reversible Light Maple
Finish Blades

Energy Information


	<u>With down rod</u>	<u>Hugger/ Without down rod</u>
Airflow (CFM) when operated at high speed.....	4335	4036
Energy Use (excludes lights) ^A	38	38
Airflow (CFM) ^A	3256	2986
Airflow Efficiency (CFM/W) ^A	87	80
Estimated Yearly Energy Cost ^A	\$11	\$11
RPM (High)	174	
Amp (High).....	0.49	
Watts (High).....	58	



Light Source

Number of Lamps.....	3
Energy Use (Watts) [†]	4.50
Equiv. Incand. Wattage [†]	60
Color Temperature (Kelvin).....	2700
Color Designation: Warm White	
Lumen [†]	500
CRI.....	80
Average Rated Hours.....	15000
Life in Years ^{**†}	13.60
Estimated Yearly Energy Cost..	\$0.54

Specifications are subject to change without notice, please visit www.westinghouselighting.com for latest information.

 and Westinghouse are trademarks of Westinghouse Electric Corporation. Used under license by Westinghouse Lighting. All Rights Reserved.

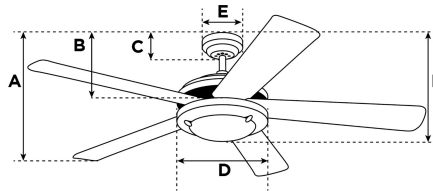
^Δ Based on typical use, excluding lights
^{*} Based on 12 cents per kWh and 6.4 hours use per day
[†] Values are per lamp
^{**} Based on 3hrs./day

Item Number 7237100

Vintage Ceiling Fan

52 in. Brushed Nickel Finish
 Reversible Blades (Rosewood/Light Maple) Frosted Ribbed Glass

A. Top of Canopy to Bottom of Blades	10.9"
B. Top of Canopy to Bottom of Switch House	12.9"
C. Top of Canopy to Bottom of Canopy	2.4"
D. Width of Motor Housing.....	11"
E. Width of Canopy.....	5.1"
F. Top of Canopy to Bottom of Glass.....	18.4"




If a Combo Style Fan with a 4" Down Rod is installed without the Down Rod, Subtract 3" from the Dimensions Listed (A, B, F).
 If a Combo Style Fan with a 6" Down Rod is installed without the Down Rod, Subtract 5" from the Dimensions Listed (A, B, F).

Warranty

Ceiling fans backed by our Limited Lifetime Warranty have a lifetime motor warranty and a 2-year warranty on all other parts.

Specifications are subject to change without notice, please visit www.westinghouselighting.com for latest information.

 and Westinghouse are trademarks of Westinghouse Electric Corporation. Used under license by Westinghouse Lighting. All Rights Reserved.