

## LWV60

Vandal Resistant LED Wall / Vanity Luminaire



### PRODUCT SPECIFICATIONS

#### DESCRIPTION

The LWV60 Series is a wall/vanity LED luminaire that offers vandal resistance at a cost-effective price. Available in 2', 3', and 4' nominal lengths.

#### APPLICATIONS

The LWV60 Series of LED wall/vanity fixtures are designed to be high quality, energy efficient luminaires for use in corridors, stairwells, bathrooms, locker rooms, and other spaces requiring high abuse lighting.

#### CONSTRUCTION

The fixture is constructed of a structurally embossed, heavy 16 gauge cold rolled steel. Tamper-resistant Torx head with center pin screws secure the end caps and lens to housing. Baked white enamel finish with a high reflectivity standard, other finishes available in custom RAL colors.

#### OPTICAL SYSTEM

Available with choice of a .125" clear polycarbonate lens for impact resistance, or a .125" 100% DR acrylic clear prismatic lens.

#### ELECTRICAL SYSTEM

Electronic driver for 120/277V applications with 0-10v dimming standard. Long-life LED system rated for >100K life hours (L70 @ 50°C). Available in 2700K, 3000K, 3500K, 4000K, and 5000K CCT. CRI >82. Complies with federal energy efficiency standards. Custom lumen outputs available.

#### MOUNTING

The LWV60 Series is designed for surface mounting on either a wall or ceiling.

#### LISTINGS

Designed for damp locations. Manufactured in the USA, BAA Compliant.

#### WARRANTY

5-Year Limited Warranty. Complete warranty and terms located at [www.aelnow.com/warranty](http://www.aelnow.com/warranty).

### ORDERING INFORMATION

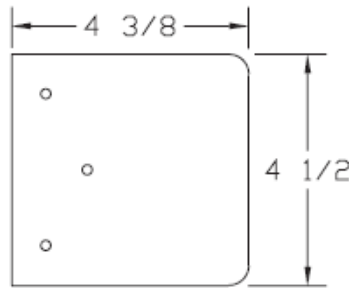
Example: LWV60-40-S-CPIR-M-W-4

Custom Lumen Output Example: LWV60-40-S-CPIR-M-W-4-1500 for 1500 Lumens

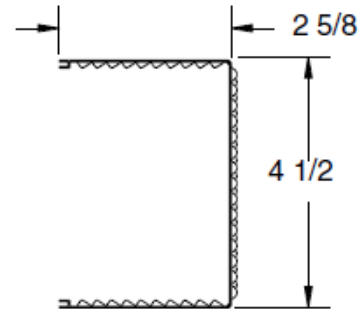
SERIES	COLOR TEMP	OUTPUT	DIFFUSER	VOLTAGE	COLOR
LWV60	27	2700K	CPIR .125" Clear Polycarbonate PDR .125" 100% Prismatic DR Acrylic	M Multi-Volt (120-277VAC)	W White SP Custom
	30	3000K			
	35	3500K			
	40	4000K			
	50	5000K			
		S Standard M Medium H High VH Very High			

LENGTH	DRIVER	OPTIONS
2 2'	BLANK*	14EBL 1400 Lumen Emergency Ballast
3 3'	CD1	FZ Fuse & Holder
4 4'	CD5	WVOC Motion and Sound Sensor
	SD	VDO Lutron Vive Integral RF controller with daylight and occupancy sensing
	EDN	FCJS0 Lutron Vive Attached RF fixture controller for 0-10V drivers
	FLDD	
	LDE1	
	Lutrone Hi-lume 1% EcoSystem LED driver with Soft-on, Fade-to-Black dimming technology	

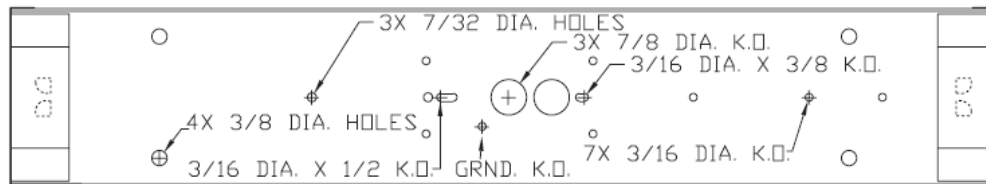
### FIXTURE DIMENSIONS




END



LENS



TOP



SIDE W/LENS

### LED SYSTEM DATA

Approximate Color Temperature Multiplier	
5000K	1.03
4000K	1
3500K	0.97
3000K	0.94
2700K	0.91

Output	Delivered Lumens	System Wattage	L70 @50C (hrs)
S	2000	14	>100K
M	3500	25	>100K
H	5000	36	>100K
VH	6000	43	>100K