



SPS and LPS Emergency Power Systems AO and 4AO Option

Adjustable Output Options

**Provides Adjusted Power Output To Dimmable LED Lighting Loads
During Emergency Mode Operation Independent of
Dimmer Control Switch Position**

Features

- For use with 0 to 10 volt dimmable LED lighting fixtures
- AO Option for use with SPS model inverters provides two user-adjustable emergency output circuits
- 4AO Option for use with LPS model inverters provides four user-adjustable emergency output circuits
- Delivers 25%, 50%, 75% or 100% of full illumination levels to selected LED fixtures during emergency mode operation regardless of local dimmer control switch position
- Works with all standard 0 to 10 volt dimmer controls
- Reduced emergency illumination levels means fewer total emergency inverter units required on jobs
- The AO Option for SPS Series inverters eliminates the need for bypass devices on 0 to 10 volt dimmer controlled fixtures
- The 4AO Option for LPS Series inverters eliminates the need for up to four bypass devices on 0 to 10 volt dimmer controlled fixtures
- All wiring is done within the SPS or LPS inverter housing, no need for additional j-boxes
- Allows normally-on, normally-off, combination and switched wiring of connected loads
- System may be remotely mounted up to 1,000 feet
- The AO Option is available on SPS inverter models with 55 to 220 watt capacity ratings
- The 4AO Option is available on LPS inverter models with 375 to 600 watt capacity ratings

AO Option Operation

The AO Option is designed for use with the SPS Series of inverter power systems. The option will bypass one 0 to 10 volt local dimmer switch as well as allow user-programmable setting of emergency output lighting levels. Two load terminals as well as two dip-switch sets for independent output settings are provided to allow 25%, 50%, 75% or 100% of nominal illumination output during power outages. This outstanding level of control allows for fewer SPS power systems to be required in typical applications.

4AO Option Operation

The 4AO Option is designed for use with the LPS Series of inverter power systems. The option can bypass up to four 0 to 10 volt local dimmer switches as well as allow user-programmable setting of emergency output lighting levels. Four load terminals as well as four dip-switch sets for independent output settings are provided to allow 25%, 50%, 75% or 100% of nominal illumination output during power outages. This outstanding level of control allows for fewer SPS power systems to be required in typical applications.

SPS Inverters



LPS Inverters



All SPS and LPS Series inverters offer:

- Universal 120/277VAC sinusoidal output
- 90 minute operation
- UL Listing

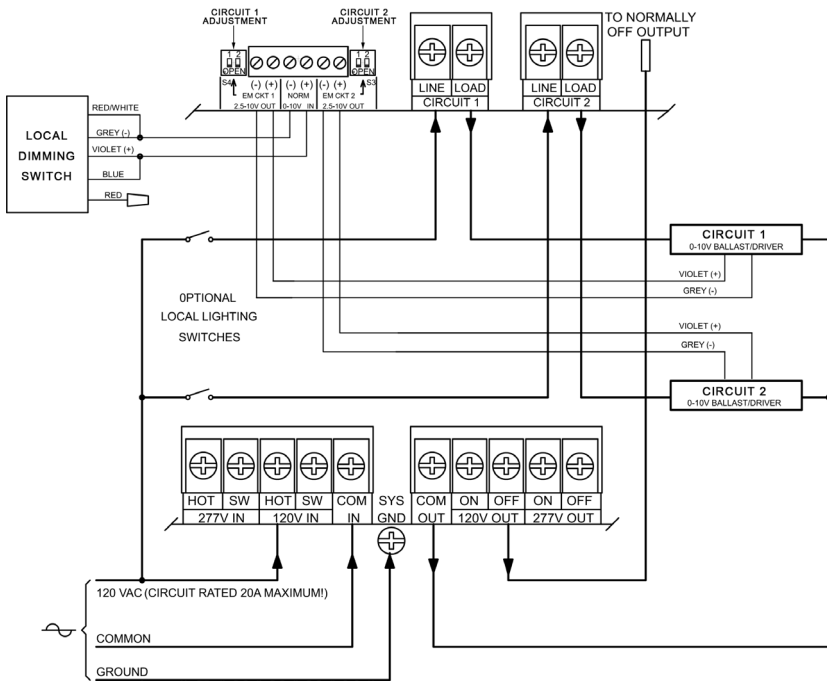
AO/4AO Option Connectivity

The AO and 4AO option's emergency output circuits may be used to power dimmable LED lighting loads up to the maximum output capacity of the SPS or LPS system. Additionally, the override circuits allow the user to select the power level the connected load will be operated at in emergency mode. Each override circuit is controlled by DIP switches which determine the emergency output power level. Emergency output can be set for 25%, 50%, 75% or 100% of maximum fixture illumination, independent of the local dimmer switch position. This level of flexibility provides a highly efficient use of the system output.

The outstanding features of the SPS and LPS Series systems provide additional connectivity and flexibility features to the AO and 4AO options. The system's universal output allows for the powering of 120VAC and/or 277VAC loads and because the system's output is a clean, sinusoidal waveform, load compatibility issues are never a problem. Additionally, provisions are provided so that emergency loads can be configured for normally-on, normally-off, combination or switched operation.

AO Option Wiring

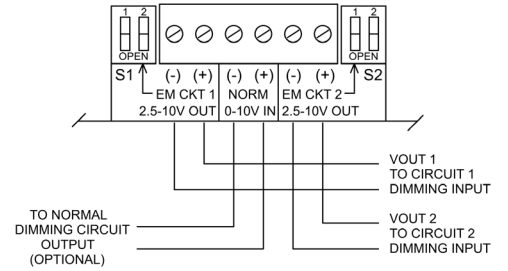
DIMMING OPTION, 120V OPERATION



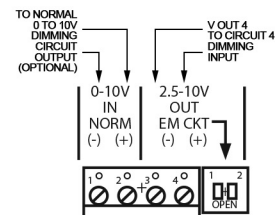
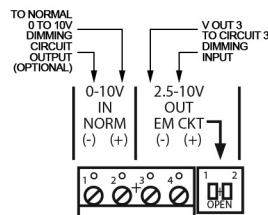
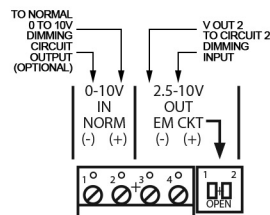
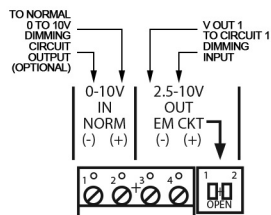
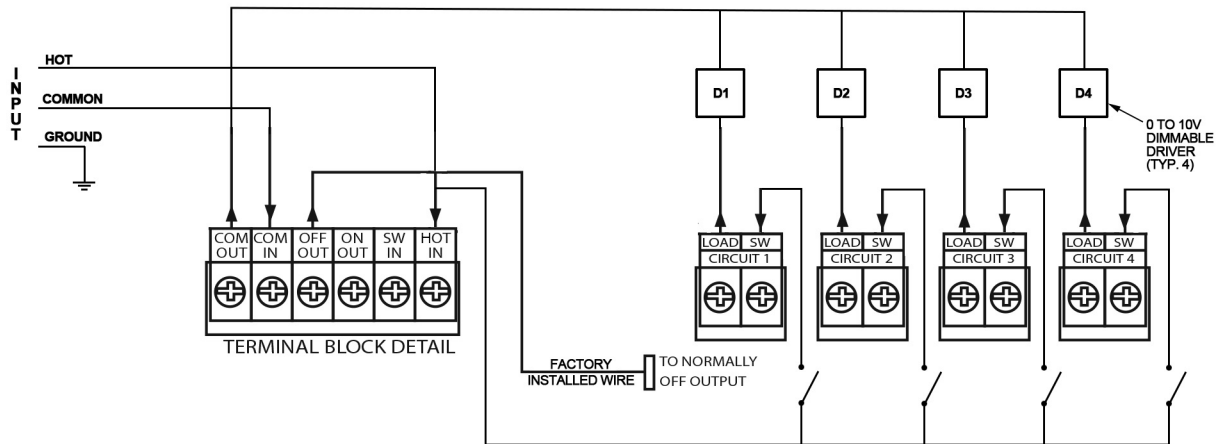
DIMMING OPTION PROGRAMMING TABLE

S1,2-1	S1,2-2	VOUT 1, VOUT 2
OPEN (OFF)	OPEN (OFF)	10.0V
OPEN (OFF)	CLOSED (ON)	7.50V
CLOSED (ON)	OPEN (OFF)	5.00V
CLOSED (ON)	CLOSED (ON)	2.50V

DIMMING OPTION CONTROL WIRING



4AO Option Wiring



DIMMING OPTION PROGRAMMING TABLE

S1,2-1	S1,2-2	VOUT 1, VOUT 2
OPEN (OFF)	OPEN (OFF)	10.0V
OPEN (OFF)	CLOSED (ON)	7.50V
CLOSED (ON)	OPEN (OFF)	5.00V
CLOSED (ON)	CLOSED (ON)	2.50V

DIMMING OPTION CONTROL WIRING