

LED
TECHNOLOGY

50,000 Hours Life, 40Watt, 120-277VAC 60Hz

Applications:

Restrooms, Garages, Carports, Laundry Room, Walk Ways, Etc

Features:


- Instant On Flat Panel LED
- Replaces 1&2 Lamp Fluorescent Fixture
- 10% 0-10V Dimming
- Long Life 50,000 Hours
- White Framed Edge
- Non-Corrosive Powder Coated Steel Body
- Acrylic Lens
- Damp Locations Rated
- Battery Backup Will Run Unit for 90min With an Output of 880lumens.
- Batter Backup Sold Separately

Accessories:

Battery Backup

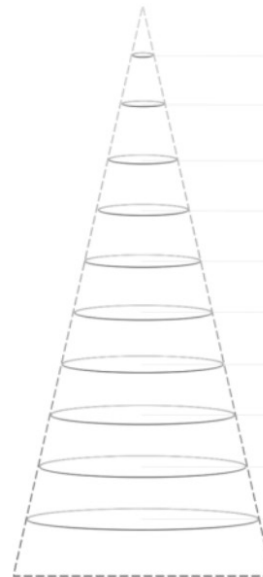
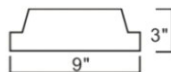
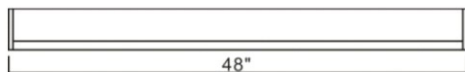
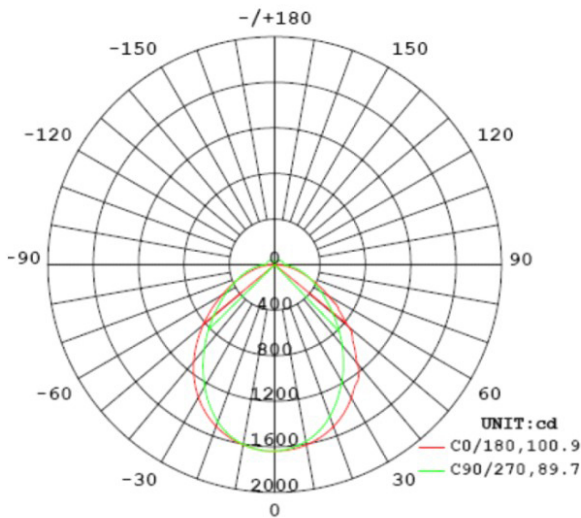


Add BK at end of model when ordering



Specification:

Input Line Voltage:	120-277VAC
Input Power:	40W
Input Line Frequency:	60Hz
Lamp Life (Rated):	50,000hrs
Minimum Starting Temp:	-20°C/-4°F
Maximum Operating Temp:	40°C/104°F
CCT:	4000K
CRI:	≥80
Lumens:	4200
CBCP:	1635
Dimmable:	10% 0~10V



Height(m)	Diameter (cm)	E _{avg} (lx)	E _{max} (lx)
0.5	109.51	2590.0	6562.0
1.0	219.03	647.4	1640.0
1.5	328.54	287.7	729.1
2.0	438.06	161.8	410.1
2.5	547.57	103.6	262.5
3.0	657.08	71.9	182.3
3.5	766.60	52.9	133.9
4.0	876.11	40.5	102.5
4.5	985.63	32.0	81.0
5.0	1095.14	25.9	65.6

Model:#	Description	wattage	lumens
C4809L-LED/840	40 Watt 9" LED Wrap Fixture White Finish, Cool White	40W	4200

* 5 Years Limited Warranty

UPC: 80680215401-5

