

# CIT4 Series

## Rough Service HiBay

### FEATURES & SPECIFICATIONS

#### INTENDED USE

CITADEL™ family of gasketed enclosures are designed to protect fluorescent lighting in harsh environments. These units seal out dust and moisture from the electrical components in a wide range of applications. CITADEL 4™ offers more versatility and benefits than any other weatherproof enclosure offered. Wide profile designed around T8 or T5 lamps for long term energy savings. Features include poured in place gasket and stainless steel latches to seal the enclosure; economical mounting options can provide dramatic savings on installation labor; very tough diffusers resist breakage and reduce replacement and maintenance cost; utilize off the shelf 1/2" fitting; and tamper resistance

#### SIZE W x L x H in inches (mm)

14.61W x 51.91L x 5.95H

#### LAMP

4 or 6 Lamp Positions

#### MOUNTING

Durable stainless steel mounting hardware. No holes ever have to be drilled through the housing for installation. Installation time is dramatically reduced. Optional stainless steel bail for chain hung installations.



#### LISTING / CERTIFICATIONS

Fixture & Ballast: UL Listed, Wet Area

Ballast: Thermally protected, class P, HPF, Non PCB

NSF: Splash Zone certified

IP67: Certified (immersion at 1m for 30 min)

### ORDERING INFORMATION

Example: CITA654M20E120

<b>CIT</b>	<b>A</b>	<b>6</b>	<b>54</b>	<b>M20</b>	<b>MV</b>
<b>Series</b>		<b>Lamp Count</b>	<b>Lamp Type</b>		<b>Ballast &amp; Voltage [1]</b>
CIT Gasketed Enclosure		4 or 6* (Lamps not included) *6 Light T8 Only	32 48 in. T8 28 46 in. T5 54 46 in. T5HO		<b>E120</b> Electronic, 120V <b>E277</b> Electronic, 277V <b>MV</b> Electronic, Multivolt (120-277) <b>H120</b> Electronic, 120V Hi-Lume [3] <b>H277</b> Electronic, 277V Hi-Lume [3] <b>HMV</b> Electronic, MV Hi-Lume [3] <b>PMV</b> Electronic, Program Start
	<b>Lens Material</b>		<b>Reflector [3]</b>		
	A Clear Polycarbonate with Frosted Ends		blank No Reflector M20 Full Specular (Mirrored)		
			<b>Accessories</b>		<b>Options</b>
			<b>Order as Separate Part Number</b>		<b>CS</b> 5-15P 120V 8ft. Cord & Plug <b>CS12</b> L7-15P 277V 8ft. Cord & Plug <b>CS08</b> 8ft. Cord No Plug <b>WP</b> 6ft. 3 wire, Whip <b>WP10</b> 6ft. 4 wire, Whip <b>EM</b> Emergency Ballast, 500 Lumens <b>EM14</b> Emergency Ballast, 1400 Lumens <b>TSL</b> Tamper Resistant Stainless Steel Brackets
			<b>CIT4-CM1.25</b> Stainless steel ceiling mount Use with CT4-MB (Attaches directly to the ceiling)		
			<b>CIT4-MB</b> Citadel4 mounting brackets		
			<b>7CIT</b> 3/4" center Hub Mounting		

T8 & T5HO Lamps, all colors.  
Ask about the new T5.5 lamp.  
Operates on any T8 ballast, fits  
any 48" T8 fixture.

(1) Consult for multiple ballasts and other ballasts

Catalog Number:
Notes:

# CIT4 Series

Rough Service HiBay




## DIMENSIONS

All dimensions are inches. Specifications subject to change without notice.


Attaches directly to Ceiling



### V-Hook Mounting



### Cable Mounting



### CIT4-MB Shown



## PHOTOMETRICS


Calculated using the zonal cavity method in accordance with IESNA LM41 procedure. Lamp configurations shown are typical. Photometric data on these and other configurations available upon request.

### Candela Distribution

	0.0	22.5	45.0	67.5	90.0
0	4295	4295	4295	4295	4295
5	4361	4353	4345	4337	4337
10	4423	4407	4391	4383	4383
15	4419	4387	4395	4395	4387
20	4148	4116	4116	4116	4108
25	4048	4024	4024	4000	4000
30	3648	3624	3608	3632	3664
35	3473	3449	3449	3553	3600
40	3073	3058	3105	3265	3305
45	2727	2743	2863	2951	3055
50	2403	2395	2618	2826	2890
55	2028	2051	2355	2602	2666
60	1628	1700	2051	2307	2379
65	1205	1349	1732	1908	1948
70	830	1037	1373	1533	1564
75	495	758	1014	1181	1237
80	215	439	686	838	894
85	79	239	455	574	622
90	39	167	367	479	518
95	31	127	263	367	399
100	23	87	207	303	335

Floor	20%	20%	20%	20%	20%	20%	20%	20%	20%	20%	20%	20%	20%	20%	20%	20%	20%	20%
Ceiling	80%	80%	80%	80%	70%	70%	70%	70%	50%	50%	50%	30%	30%	30%	10%	10%	10%	0%
Wall	70%	50%	30%	10%	70%	50%	30%	10%	50%	30%	10%	50%	30%	10%	50%	30%	10%	0%
RCR Zonal cavity coefficients CIT632 Spacing ratio. Along 1.2 Across 1.9																		
0	92	92	92	92	89	89	89	89	84	84	84	80	80	80	76	76	76	74
1	84	80	77	74	81	78	75	72	74	72	69	79	68	67	67	65	64	62
2	76	70	65	60	74	68	64	59	65	61	58	62	59	56	59	56	54	52
3	70	62	56	51	68	61	55	50	58	53	49	55	51	48	53	49	46	45
4	64	55	48	43	62	54	48	43	51	46	42	49	45	41	47	43	40	38
5	58	49	42	37	57	47	41	36	45	40	35	44	39	35	42	37	34	32
6	54	43	37	32	52	43	36	31	41	35	31	39	34	30	38	33	30	28
7	50	39	32	28	48	38	32	27	37	31	27	35	30	26	34	29	26	24
8	46	35	28	24	44	34	28	24	33	27	23	32	27	23	31	26	23	21
9	42	31	25	21	41	31	25	20	30	24	20	29	23	20	27	23	20	18
10	39	29	22	18	38	28	22	18	27	22	18	26	21	18	25	21	17	16

### Photometric Distribution Curve



### Luminance Data (CD/SQ. M)

	0-DEG	45-DEG	90-DEG
45	8658	7437	7936
55	7938	6997	7921
65	6401	6231	7008
75	4294	4808	5865
85	2035	3311	4526

Catalog Number:
Notes: