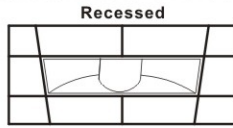


LED
TECHNOLOGY

50,000 Hours Life, 36Watt, 120-277VAC

Applications:

Ceiling, T-Bar Drop Ceiling, Troffer Replacement
Replaces fluorescent troffer without the need to remove old fixture body.



Features:

- Replaces 3&4 Lamp Fluorescent Troffer
- Quick 10-minute install
- Flush Door Frame with Polycarbonate Lens.
- White Framed Edge
- Low Profile Design.
- Non-Corrosive Powder Coated Steel Body.
- Includes Earth Quake Clips
- Can be Installed with Backup Batteries.
(Sold Separately)

Specification:


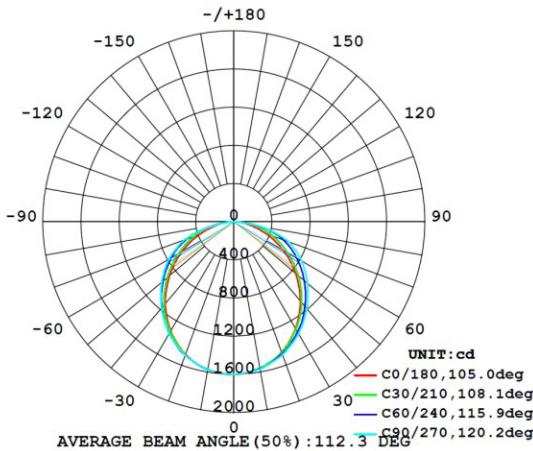
Input Line Voltage:	120-277VAC
Input Power	36W
Input Line Frequency	50/60Hz
Lamp Life (Rated)	50,000hrs
Minimum Starting Temp	-20°C
Maximum Operating Temp	40°C
CCT	3000K/4000K/5000K
CRI	≥80
Lumens	4500/4500/4500
CBCP	1600/1600/1600
Power Factor	<0.90
THD	10%
Dimmable	10% 0~10V

Accessories:

Battery Backup

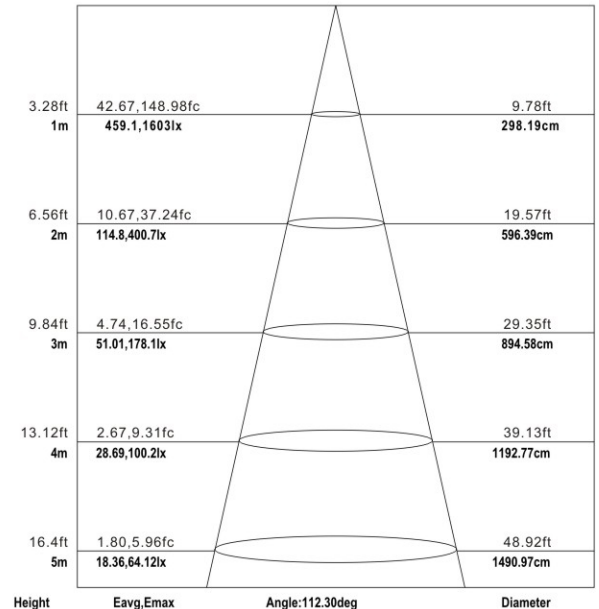


Model# CL-BAT-BACKUP



LIFE HOURS

50,000



Note: The Curves indicate the illuminated area and the average illumination when the luminaire is at different distance.

Weight: 11.68 lb

Model:#	Description	wattage	lumens
CL36TFK24/830	36 Watt LED Retrofit Troffer Warm White	36W	4500
CL36TFK24/840	36 Watt LED Retrofit Troffer Cool White	36W	4500
CL36TFK24/850	36 Watt LED Retrofit Troffer Day Light	36W	4500

* 5 Year Limited Warranty

