

LED
TECHNOLOGY

50,000 Hours Life, 20/25/30/35Watt, 120-277VAC

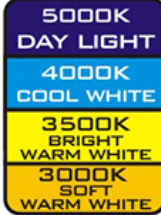
Applications:

Ceiling, T-Bar Drop Ceiling, Troffer Replacement

Recessed



ADJUSTABLE
LIGHT COLOR



Specification:

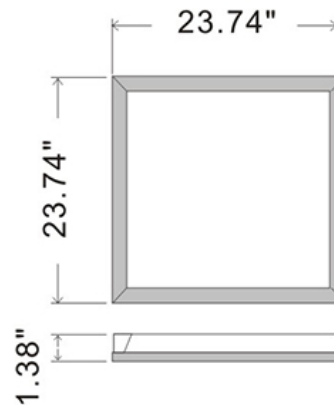
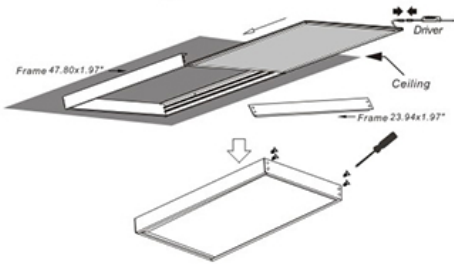
Input Line Voltage:	120-277VAC
Input Power:	20/25/30/35W
Input Line Frequency:	60Hz
Lamp Life (Rated):	50,000hrs
Minimum Starting Temp:	-20°C
Maximum Operating Temp:	40°C
CCT:	3000K/3500K/4000K/5000K
CRI:	≥80
Lumens:	2500/3125/3750/4375
Power Factor:	0.90
THD:	≥15%
Dimmable:	10% 0-10V

Features:

- Instant on LED
- Multi Watt Adjustable Swith
- Multi CCT Color Adjustable
- Smooth Evenly Distributing Light Lens
- Replaces 2&2 Lamp Fluorescent Troffer
- Junction Box for Easy Connection
- 10% 0-10V Dimming
- Long Life 50,000 Hours
- White Framed Edge
- Surface Mount Frame Kit Available Sold Separately

Accessories:

Surface Mounting Frame Kit



WARRANTY

5-YEAR *

Model:#	Description	Adjustable wattage	lumens
CL2X3P22-CCT	20/25/30/35 Watt LED Backlit Panel 3000K,3500K Warm White/ 4000K Cool White/ 5000K Day Light	20/25/30/35W	2500/3125/3750/4375

* 5 Year Limited Warranty

UPC: 80680215646-0

Cyber Tech Lighting, Inc.
331 S. Hale Ave. Fullerton, CA 92831 USA.
Tel: 714-870-0794, 1-877-60CYBER Fax: 714-870-0795
www.cybertechlighting.com

