

LED
TECHNOLOGY

50,000 Hours Life, 150 Watt, 120-277VAC 60Hz

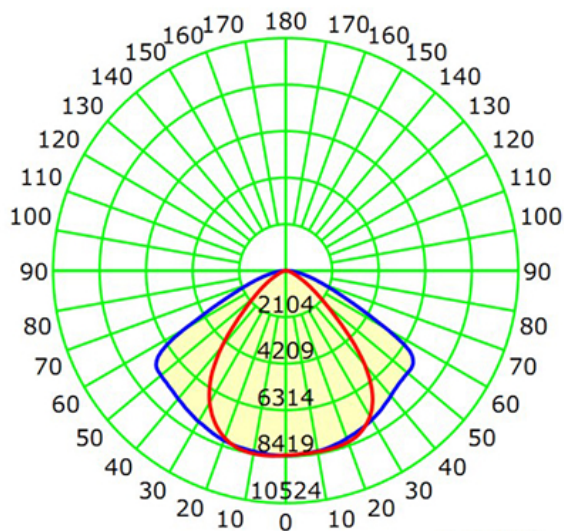
Applications:

Parking Lots, Wall Wash, Security Lighting, Land Lighting

Features:

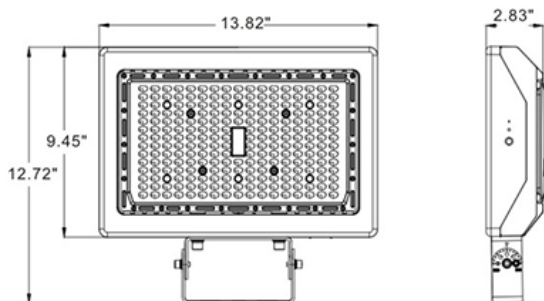
- 120/277 Dual Voltages
- Aluminum Rust Proof Body
- Instant Start Electronic Unit
- Suitable For Wet Location(IP65)
- 1-10 Volt Dimmable
- Includes Yoke Arm Mount

Luminous Intensity Distribution Curve



Unit: cd
Average Diffuse Angle(50%): 104.5°

— C0-C180 — C90-C270

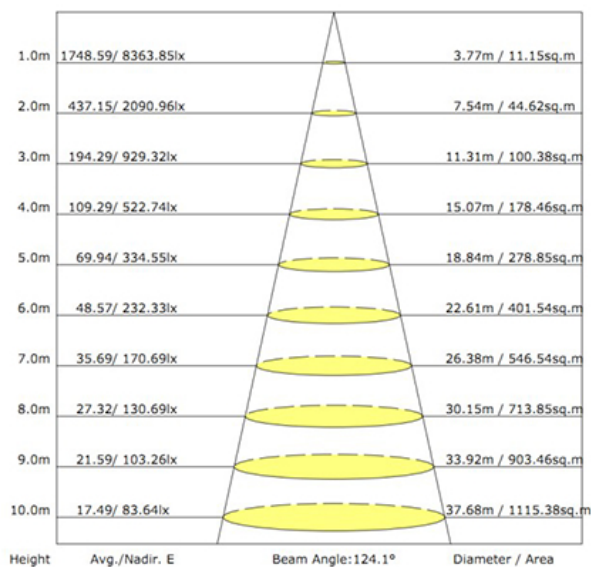


Weight: 13.89 LB



Specification:

Input Line Voltage:	120-277VAC
Input Power	150W
Input Line Frequency	60Hz
Lamp Life (Rated)	50,000hrs
Minimum Starting Temp	-20°C/-4°F
Maximum Operating Temp	40°C/104°F
CCT	5000K
CRI	≥70
Lumens	20250
CBCP	8419
Dimmable	1-10V



Note: The curves indicate the illuminated area and the average illumination when the luminaire is at different distance.

Life Hours
50,000

Model:#	Description	wattage	lumens
LF150BZ/850	150Watt LED Flood Light Bronze Color, 5000K Day Light	150W	20250

* 5 Year Limited Warranty

UPC: 80680215497-8

