

## LED TECHNOLOGY

50,000 Hours Life, 60 Watt, 120-277VAC 60Hz

### Applications:

Parking Lots, Security Lighting, Wall Lighting, Pathway Lighting, Perimeter Lighting, Building Entryways and Walkways

### Features:

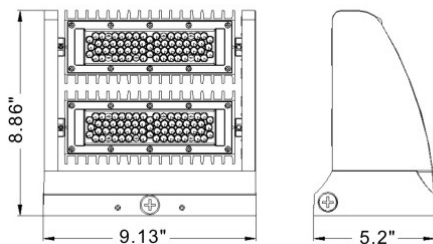
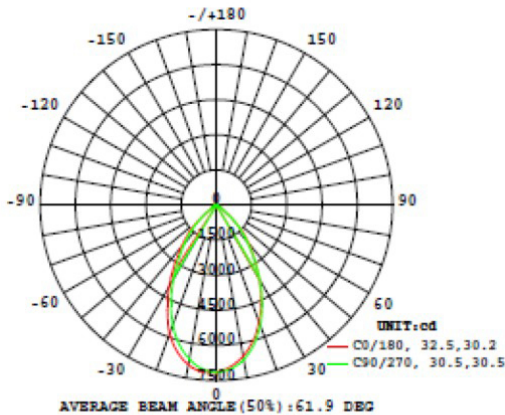
- Replaces a 200W MH or HID Unit
- 270° Rotating LED Module
- 120/277 Dual Voltages
- Aluminum Rust Proof Body
- Suitable for Outdoor Wet Location
- Bronze Powder Coat Finish
- 60° Beam Angle Per Module
- Directs Light Where You Want It



### Specification:


Input Line Voltage:	120-277VAC
Input Power	60W
Input Line Frequency	60Hz
Lamp Life (Rated)	50,000hrs
Minimum Starting Temp	-20°C/-4°F
Maximum Operating Temp	45°C/113°F
CCT	5000K
CRI	>70
Lumens	8180
CBCP	7170

LED: LM-80 Certified High Performance Lumileds LED Chips  
DRIVER: Constant-current LED power supply



Weight: 6.79lb

Flux out: 4725 lm



Note: The Curves indicate the illuminated area and the average illumination when the luminaire is at different distance.

**Life Hours**  
**50,000**

Model:#	Description	wattage	lumens
LWP602RW/850	60Watt LED Rotating Head Wall Pack Light Bronze Body, Day Light	60W	8180

\* 5 Year Limited Warranty

Not Dimmable

UPC: 806802-154909

