

E2VT

LED Vapor Tight Fixture
Fixed CCT | 2-ft, 4-ft options
5-yr Warranty



OVERVIEW

Energetic Lighting's E2VT series vapor tight fixture is suitable for use in a broad range of commercial applications. Utilizing today's latest innovative LED solutions and technologies while paired with world class manufacturing practices, the E2VT provides customers an affordable LED vapor tight fixture offering the perfect blend of design, performance, value and reliability.


An attractive and high-performance product thanks to its radiused profile with 130+ LPW high efficacy LED diodes. The fully sealed housing can be installed in high humidity areas and in locations that receive direct water exposure. Both fixture body and diffuser are constructed of durable polymers for impact resistance. This versatile light can be used for general functional lighting, where its rugged construction and long LED lifetime will provide years of maintenance-free service. Installation is quick and simple with standard sized conduit openings at both ends, quick mounting clips, and hang bracket mounting options all included.

KEY FEATURES

- 2' and 4' configurations available for design flexibility
- All configurations are DLC 5.0 Premium listed
- 130+ LPW provides 40-60% in energy savings vs. fluorescent
- Polymer diffusing lens creates an extremely uniform visual aesthetic and provides targeted uniform illumination
- UL Listed wet location + IP65 rating
- Easy and tamper resistant installation
- Emergency battery backup systems available
- Internal integrated occupancy sensor available
- Liquid-tight connector included / optional flexible metal conduit adapter available
- Available in 4000K & 5000K @ >80 CRI for design flexibility
- 120-277V drivers with 0-10v dimming standard
- 88% lumen maintenance @ 54,000 hours – L88/54,000 (per IES TM21)
- Projected L70 @ 148,000 hours = maintenance free illumination (per IES TM21)




Highlights



Convenient LED tray cables provide fixture support during wiring



Surface-mounting clips (included)



Suspension V-hook brackets (included)



Liquid-tight cord bushing (included)



Flexible metal conduit adapter fitting (optional)

Load Information

Power Factor	0.9
THD	10%
Low Temp Start	-45°C (-49°F)
Max Temp	45°C (113°F)
Unit Weight	2-ft 2.5 LBS
	4-ft 4.5 LBS

Shipping Information

Item	Weight	Box Qty.
2-ft length	3.5 lbs	4 per
4-ft length	5 lbs	4 per


Lumen Maintenance

Ambient Temperature	TM-21 Lumen Maintenance (54,000 hours)	Theoretical L70 (hours)
25°C	>88%	148,000

Dimensions

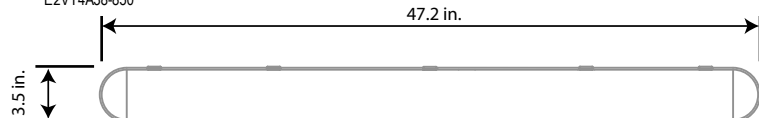
2-ft models:

E2VT2A20-840
E2VT2A20-850



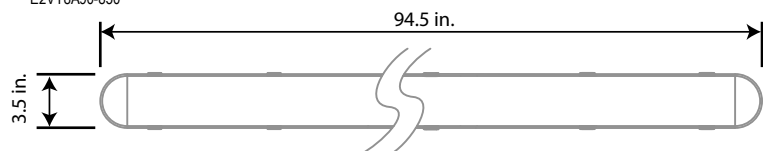
4-ft models:

E2VT4A38-840
E2VT4A38-850



8-ft models:

E2VT8A75-840
E2VT8A75-850
E2VT8A90-840
E2VT8A90-850





STOCK ORDERING INFORMATION

2-FT Housing Length

2-FT Housing Length

Catalog Logic	Order #	Lumens	Wattage	LPW	Color Temp	CRI	Voltage	Dimming	DLC	Pallet Qty
E2VT2A20-840	90010	2620 LM	20 W	131	4000K	82	120-277	0-10v	5.0 P	TBA
E2VT2A20-850	90011	2640 LM	20 W	132	5000K	82	120-277	0-10v	5.0 P	TBA

4-FT Housing Length

4-FT Housing Length

Catalog Logic	Order #	Lumens	Wattage	LPW	Color Temp	CRI	Voltage	Dimming	DLC	Pallet Qty
E2VT4A38-840	90012	5168 LM	38 W	136	4000K	82	120-277	0-10v	5.0 P	176
E2VT4A38-850	90013	5206 LM	38 W	137	5000K	82	120-277	0-10v	5.0 P	176

4-FT Housing Length with integrated occupancy sensor

Catalog Logic	Order #	Lumens	Wattage	LPW	Color Temp	CRI	Voltage	Dimming	DLC	Pallet Qty
E2VT4A38M-840	90021	4940 LM	38 W	130	4000K	82	120-277	0-10v	TBA	TBA
E2VT4A38M-850	90022	4978 LM	38 W	131	5000K	82	120-277	0-10v	TBA	TBA

4-FT Housing Length with integrated emergency battery backup system

Catalog Logic	Order #	Lumens	Wattage	LPW	Color Temp	CRI	Voltage	Dimming	DLC	Pallet Qty
E2VT4A38E-840	90028	4940 LM	38 W	130	4000K	82	120-277	0-10v	TBA	TBA
E2VT4A38E-850	90029	4978 LM	38 W	131	5000K	82	120-277	0-10v	TBA	TBA

8-FT Housing Length

8-FT Housing Length

Catalog Logic	Order #	Lumens	Wattage	LPW	Color Temp	CRI	Voltage	Dimming	DLC	Pallet Qty
E2VT8A75-840	90014	9750 LM	75 W	130	4000K	82	120-277	0-10v	TBA	TBA
E2VT8A75-850	90015	9825 LM	75 W	131	5000K	82	120-277	0-10v	TBA	TBA
E2VT8A90-840	90016	11700 LM	90 W	130	4000K	82	120-277	0-10v	TBA	TBA
E2VT8A90-850	90017	11790 LM	90 W	131	5000K	82	120-277	0-10v	TBA	TBA

8-FT Housing Length with integrated occupancy sensor

Catalog Logic	Order #	Lumens	Wattage	LPW	Color Temp	CRI	Voltage	Dimming	DLC	Pallet Qty
E2VT8A75M-840	90023	9750 LM	75 W	130	4000K	82	120-277	0-10v	TBA	TBA
E2VT8A75M-850	90024	9825 LM	75 W	131	5000K	82	120-277	0-10v	TBA	TBA
E2VT8A90M-840	90025	11700 LM	90 W	130	4000K	82	120-277	0-10v	TBA	TBA
E2VT8A90M-850	90026	11790 LM	90 W	131	5000K	82	120-277	0-10v	TBA	TBA

8-FT Housing Length with integrated emergency battery backup system

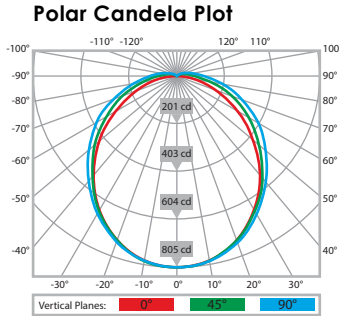
Catalog Logic	Order #	Lumens	Wattage	LPW	Color Temp	CRI	Voltage	Dimming	DLC	Pallet Qty
E2VT8A75E-840	90030	9750 LM	75 W	130	4000K	82	120-277	0-10v	TBA	TBA
E2VT8A75E-850	90031	9825 LM	75 W	131	5000K	82	120-277	0-10v	TBA	TBA
E2VT8A90E-840	90032	11700 LM	90 W	130	4000K	82	120-277	0-10v	TBA	TBA
E2VT8A90E-850	90033	11790 LM	90 W	131	5000K	82	120-277	0-10v	TBA	TBA

Options and Accessories

Catalog Logic	Order #	Description
E1CAD-FMC	99024	Flexible metal conduit, twist on fitting

PHOTOMETRIC DATA

Cat Logic: E2VT2A20-840
 Test Report: E2VT2A20-840.ies
 CCT: 4000K
 Lamp Type: LED
 Lumens: 2564.9 LM
 Input Watts: 19.24 W
 Efficacy: 133 LM/W
 Spacing Criteria: [0° : 1.24] [90° : 1.28]



Zonal Lumen Summary

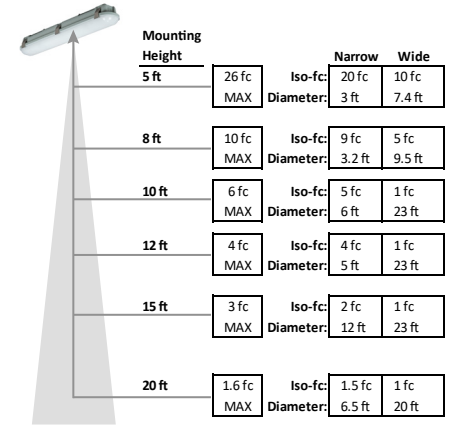
Zone	Lumens	%Luminaire
0-20	293.05	11.4
0-30	619.57	24.2
0-40	1010.96	39.4
0-60	1794.84	70
0-80	2319.02	90.4
0-90	2441.5	95.2
0-180	2564.9	100

Coefficients of Utilization

Effective Floor Cavity Reflectance 0.20

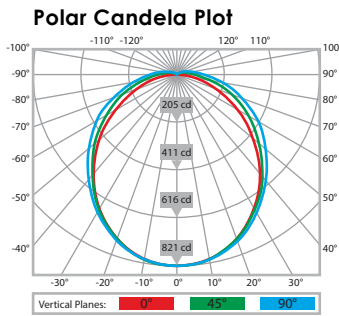
rc	80%				70%				50%			30%			10%			0%		
	rw	70	50	30	10	70	50	30	10	50	30	10	50	30	10	50	30	10	0	
RCR																				
0	118	118	118	118	115	115	115	115	108	108	108	103	103	103	98	98	98	95		
1	106	101	96	92	103	98	94	90	93	89	86	88	85	82	84	81	79	77		
2	96	87	80	74	93	85	78	72	80	75	70	76	72	68	73	69	65	63		
3	87	76	68	61	84	74	66	60	70	64	58	67	61	56	64	59	55	52		
4	80	67	58	51	77	66	57	50	62	55	49	59	53	48	57	51	47	44		
5	73	60	51	44	71	59	50	43	56	48	42	53	47	41	51	45	41	38		
6	68	54	45	38	65	53	44	38	50	43	37	48	41	36	46	40	36	33		
7	63	49	40	34	61	48	39	33	46	38	33	44	37	32	42	36	32	29		
8	58	45	36	30	56	44	35	30	42	34	29	40	34	29	39	33	28	26		
9	54	41	32	27	53	40	32	27	39	31	26	37	31	26	36	30	25	24		
10	51	38	30	24	50	37	29	24	36	29	24	34	28	23	33	27	23	21		

Isofootcandle Sampling



PHOTOMETRIC DATA

Cat Logic: E2VT2A20-850
 Applicable: E2VT2A20M-850
 Models: E2VT2A20E-850
 Test Report: E2VT2A20-850.ies
 CCT: 5000K
 Lamp Type: LED
 Lumens: 2637 LM
 Input Watts: 19.38 W
 Efficacy: 136 LM/W
 Spacing Criteria: [0° : 1.24] [90° : 1.28]



Zonal Lumen Summary

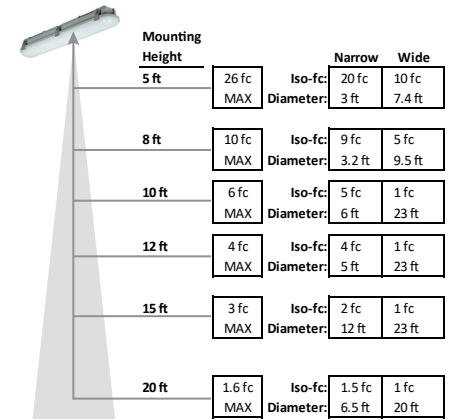
Zone	Lumens	%Luminaire
0-20	298.73	11.3
0-30	631.85	24
0-40	1031.8	39.1
0-60	1835.94	69.6
0-80	2377.72	90.2
0-90	2506	95
0-180	2636.81	100

Coefficients of Utilization

Effective Floor Cavity Reflectance 0.20

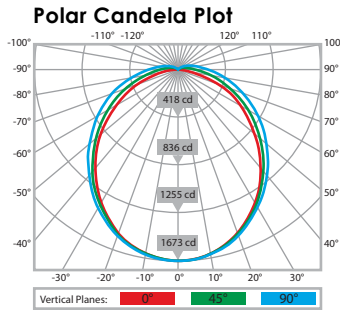
rc	80%				70%				50%			30%			10%			0%		
	rw	70	50	30	10	70	50	30	10	50	30	10	50	30	10	50	30	10	0	
RCR																				
0	118	118	118	118	115	115	115	115	108	108	108	103	103	103	97	97	97	95		
1	106	101	96	91	103	98	93	89	93	89	86	88	85	82	83	81	79	76		
2	96	87	80	73	93	85	78	72	80	75	70	76	71	67	72	68	65	63		
3	87	76	67	60	84	74	66	60	70	63	58	67	61	56	64	59	55	52		
4	80	67	58	51	77	65	57	50	62	55	49	59	53	48	57	51	47	44		
5	73	60	51	44	71	58	50	43	56	48	42	53	46	41	51	45	40	38		
6	67	54	45	38	65	53	44	38	50	43	37	48	41	36	46	40	35	33		
7	63	49	40	33	60	48	39	33	46	38	33	44	37	32	42	36	31	29		
8	58	44	36	30	56	43	35	30	42	34	29	40	33	29	39	33	28	26		
9	54	41	32	27	53	40	32	27	38	31	26	37	30	26	36	30	25	23		
10	51	38	30	24	49	37	29	24	35	28	24	34	28	23	33	27	23	21		

Isofootcandle Sampling



PHOTOMETRIC DATA

Cat Logic: E2VT4A38-840
 Applicable: E2VT4A38M-840
 Models: E2VT4A38E-840
 Test Report: E2VT4A38-840.ies
 CCT: 4000K
 Lamp Type: LED
 Lumens: 5071 LM
 Input Watts: 36.75 W
 Efficacy: 138 LM/W
 Spacing Criteria: [0° : 1.22] [90° : 1.26]

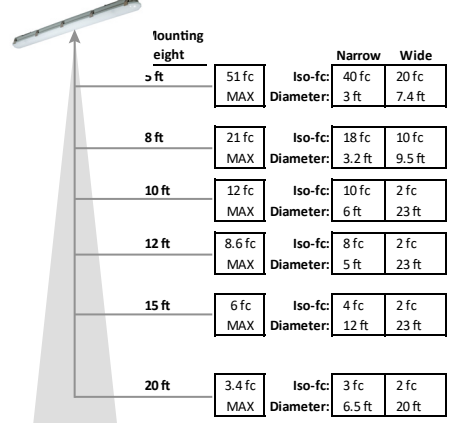

Zonal Lumen Summary

Zone	Lumens	%Luminaire
0-20	606.92	12
0-30	1276.82	25.2
0-40	2068.23	40.8
0-60	3610.85	71.2
0-80	4609.95	90.9
0-90	4838.06	95.4
0-180	5070.9	100

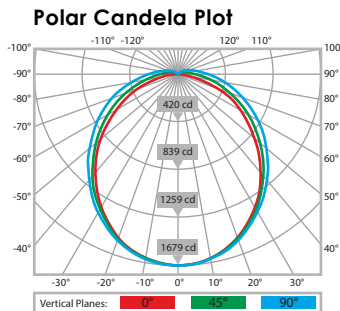
Coefficients of Utilization

Effective Floor Cavity Reflectance 0.20

rc	80%				70%				50%			30%			10%			0%			
	rw	70	50	30	10	70	50	30	10	50	30	10	50	30	10	50	30	10	50	30	10
RCR																					
0	118	118	118	118	115	115	115	115	109	109	109	103	103	103	98	98	98	95			
1	106	101	96	92	103	98	94	90	93	90	86	89	86	83	84	82	80	77			
2	96	88	80	74	93	85	79	73	81	75	71	77	72	68	73	70	66	64			
3	88	77	68	61	85	75	67	61	71	64	59	68	62	57	65	60	56	53			
4	80	68	59	52	78	66	58	51	63	56	50	60	54	49	58	52	48	45			
5	74	61	51	45	71	59	51	44	57	49	43	54	48	42	52	46	42	39			
6	68	55	45	39	66	53	45	39	51	44	38	49	42	37	47	41	36	34			
7	63	49	41	34	61	48	40	34	46	39	34	45	38	33	43	37	32	30			
8	59	45	37	31	57	44	36	30	43	35	30	41	34	29	39	33	29	27			
9	55	41	33	28	53	41	33	27	39	32	27	38	31	27	36	31	26	24			
10	52	38	30	25	50	38	30	25	36	29	25	35	29	24	34	28	24	22			

Isofootcandle Sampling

PHOTOMETRIC DATA

Cat Logic: E2VT4A38-850
 Applicable: E2VT4A38M-850
 Models: E2VT4A38E-850
 Test Report: E2VT4A38-850.ies
 CCT: 5000K
 Lamp Type: LED
 Lumens: 5083 LM
 Input Watts: 36.77 W
 Efficacy: 138 LM/W
 Spacing Criteria: [0° : 1.22] [90° : 1.28]

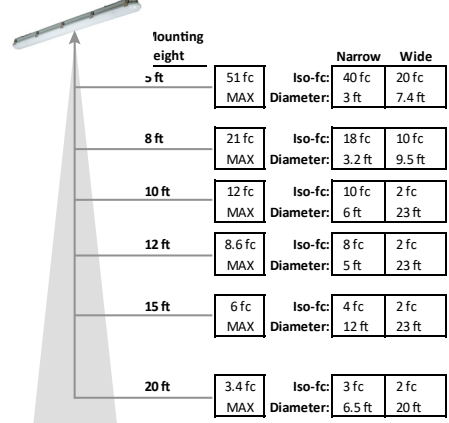

Zonal Lumen Summary

Zone	Lumens	%Luminaire
0-20	609.27	12
0-30	1282.33	25.2
0-40	2078.05	40.9
0-60	3628.12	71.4
0-80	4628.19	91.1
0-90	4853.62	95.5
0-180	5082.53	100

Coefficients of Utilization

Effective Floor Cavity Reflectance 0.20

rc	80%				70%				50%			30%			10%			0%			
	rw	70	50	30	10	70	50	30	10	50	30	10	50	30	10	50	30	10	50	30	10
RCR																					
0	118	118	118	118	115	115	115	115	109	109	109	103	103	103	98	98	98	95			
1	106	101	96	92	103	98	94	90	93	90	87	89	86	83	84	82	80	77			
2	96	88	80	74	93	85	79	73	81	76	71	77	72	68	73	70	66	64			
3	88	77	68	62	85	75	67	61	71	65	59	68	62	57	65	60	56	53			
4	80	68	59	52	78	66	58	51	63	56	50	60	54	49	58	52	48	45			
5	74	61	52	45	71	59	51	44	57	49	43	54	48	42	52	46	42	39			
6	68	55	46	39	66	53	45	39	51	44	38	49	42	37	47	41	37	34			
7	63	50	41	34	61	49	40	34	47	39	34	45	38	33	43	37	32	30			
8	59	45	37	31	57	44	36	30	43	35	30	41	34	30	39	34	29	27			
9	55	41	33	28	53	41	33	27	39	32	27	38	31	27	36	31	26	24			
10	52	38	30	25	50	38	30	25	36	29	25	35	29	24	34	28	24	22			

Isofootcandle Sampling




ENERGETIC
L I G H T I N G

E2VT

LED Vapor Tight Fixture
54,000 System Lifetime | 5-yr Warranty

NOTES:



NOTES:

A large, empty rectangular box with a blue border, intended for user notes or specifications.