

DREAM PANEL SERIES - LED Tunable Back-Lit Panel

The DREAM PANEL SERIES - LED Tunable Back-Lit Panel, 127 lm/W, Select 3X-CCT (3500K, 4000K, 5000K) and 3X-Wattages, 0-10V Dimmable, Premium Indoor Luminaire, Smart Sensor Ready.

Project:
Date:
Catalog No:
Prepared By:

2x2, 1x4 and 2x4 Models



Premium Features

Lumen Output	2550 to 5738 lumens
Efficacy	127 lm/W
Input Voltage	120-277V
Dimmable	0-10V Continuous
CCT	Select (3500K, 4000K, 5000K)
Size	2x2, 1x4, 2x4
Warranty	5 Years

Applications

Premium indoor luminaire suitable for general indoor commercial spaces, lobbies, offices, meeting rooms, schools, retail stores, restrooms, hallways, and workstations.

Construction

Manufactured for durability using aluminum frame housing and a steel die-formed back enclosure with satin coating to resist corrosion, discoloration, and scratching. For use in Dry or Damp Locations.

Electrical

Input voltage 120-277V models with 0-10V Continuous Dimming. Includes 3X-CCT and 3X-Wattage Tuning Switches. Operating temperatures -4°F to 95°F (-20°C to 35°C).

Mounting

Recessed T-Bar Ceiling Mount with secure attachment earthquake clips. Surface Mount Kits available. 2-Cable and 4-Cable Suspension Kits available.

Optics

Anti-UV Frosted Polycarbonate Lens.

Listings

UL certified to meet US and Canadian standards. FCC, CE and RoHS compliant. IC rated for insulated ceilings. Listed to qualify for energy-efficient LED lighting rebates.

Warranty



5 yr /50K hrs. View at: <https://falkorindustry.com/warranty/>.

Correlated Color Temperatures (CCT)

3500K

4000K

5000K



Specifications

Energy Data

Input Voltage: 120-277V

Input Frequency: 50/60 Hz

Wattage: Select (20W, 30W, 36W), (20W, 30W, 40W), (30W, 40W, 45W)

Power Factor: >0.9

Total Harmonic Distortion (THD): <20%

Operating Temperature: -4°F to 95°F (-20°C to 35°C)

Lighting Data

Lumens: Select (2550, 3825, 4590), (2550, 3825, 5100), (3825, 5100, 5738)

Lumens Per Watt: 127 lm/W

Color Correlated Temperature (CCT): Select (3500K, 4000K, 5000K)

Dimmable: 0-10V

Color Rendering Index (CRI): >80

L70: 50000 hours

Ordering Information

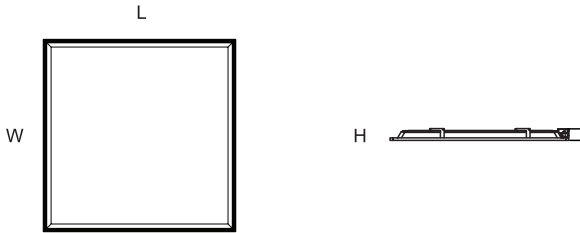
Model	Size	Wattage	Voltage	Current	Lumens	Efficacy	CCT	Dimming	Beam Angle	Color	Dimensions	Weight	Quantity /Box
FI-DPS-22-U-P	2x2	(20W	120-277V	0.17A@120V, 0.07A@277V	2550	127 lm/W	(3500K,	0-10V	120°	White	23.70"L x 23.70"W x 1.50"H	5.20 lbs	2
		30W		0.25A@120V, 0.11A@277V	3825	4000K,							
		36W)		0.30A@120V, 0.13A@277V	4590	5000K)							
FI-DPS-14-U-P	1x4	(20W	120-277V	0.17A@120V, 0.07A@277V	2550	127 lm/W	(3500K,	0-10V	120°	White	47.80"L x 11.90"W x 1.60"H	5.20 lbs	2
		30W		0.25A@120V, 0.11A@277V	3825	4000K,							
		40W)		0.33A@120V, 0.14A@277V	5100	5000K)							
FI-DPS-24-U-P	2x4	(30W	120-277V	0.25A@120V, 0.11A@277V	3825	127 lm/W	(3500K,	0-10V	120°	White	47.80"L x 23.70"W x 1.60"H	9.20 lbs	2
		40W		0.33A@120V, 0.14A@277V	5100	4000K,							
		45W)		0.38A@120V, 0.16A@277V	5738	5000K)							

Mount


FI-DP-SMF-22-W	2x2 Surface Mount Kit
FI-DP-SMF-24-W	2x4 Surface Mount Kit
FI-DP-PKT-12-S	2-Cable Pendant Suspension Kit
FI-DP-PKT-14-S	4-Cable Suspension Kit
(Blank)	None (Standard)

Physical Dimensions

2x2 Models 23.70"L x 23.70"W x 1.50"H



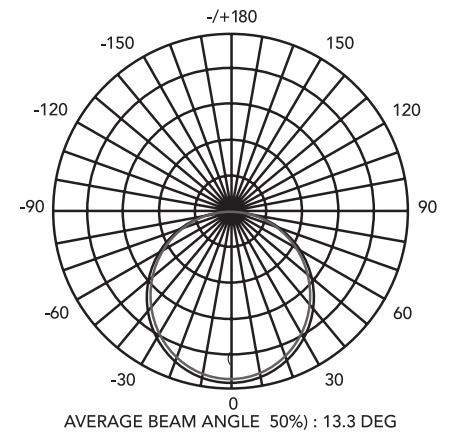
1x4 Models 47.80"L x 11.90"W x 1.60"H



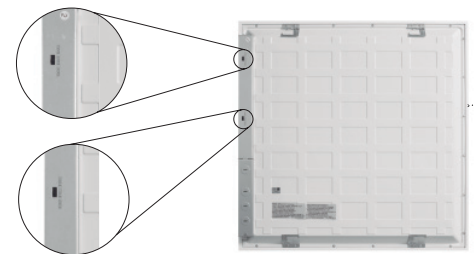
2x4 Models 47.80"L x 23.70"W x 1.60"H



Photometric Characteristics



Advanced Features



Includes Tunable 3X Wattage and 3X CCT Switches

