

# MFD08 SERIES - LED Flood Light

The MFD08 SERIES - LED Flood Light, Up to 133 lm/W, IP65 Wet Location, Non-Dimmable and 0-10V Dimmable Models, Premium Outdoor Luminaire.

## Premium Features

<b>Lumen Output</b>	2000 to 50000 lumens
<b>Efficacy</b>	Up to 143 lm/W
<b>Input Voltage</b>	120-277V or 347-480V
<b>Dimmable</b>	Non-Dimmable or 0-10V Models
<b>CCT</b>	5000K
<b>IP Rating</b>	IP65 Wet Location
<b>Warranty</b>	5 Years

### Applications

Premium outdoor luminaire suitable for building exteriors, billboards, accent lighting, pedestrian walkways. Higher wattage luminaires suitable for parking areas and industrial yards.

### Construction

Manufactured for weather-proof durability using solid heavy duty die cast aluminum housing with anti-UV polyester coating to resist water, salt, corrosion, discoloration, and scratching. IP65 Wet Location rated for dust-tight, water jets: IEC 60529.

### Electrical

Input voltages 120-277V or 347-480V models with Non-Dimmable (15W to 60W) models and 0-10V Continuous Dimming (70W to 350W) models. Operating temperatures -40°F to 104°F (-40°C to 40°C).

### Mounting

Adjustable Knuckle Mount standard for 15W to 60W models, optional Trunnion Mount available.

Adjustable Slip-Fit Mount standard for 70W to 200W models, optional Yoke Mount available.

Adjustable Trunnion Mount only for 350W models.

### Optics

Anti-UV Clear Polycarbonate Lens.

### Controls

Installed Photocell Sensor available.

### Listings

UL certified to meet US and Canadian standards. FCC, and RoHS compliant. Listed to qualify for energy-efficient LED lighting rebates.

### Warranty

5 yr /50K hrs. View at: <https://falkorindustry.com/warranty/>.

Project:
Date:
Catalog No:
Prepared By:

15W and 27W Models



45W and 60W Models



\*Shown with standard Knuckle Mount and optional Trunnion Mount

70W and 100W Models



135W and 200W Models



\*Shown with standard Slip-Fit Mount, Yoke Mount available

350W Models



\*Shown with standard Trunnion Mount

### Correlated Color Temperatures (CCT)

5000K



## Specifications

### Energy Data

**Input Voltage:** 120-277V or 347-480V

**Input Frequency:** 50/60 Hz

**Wattage:** 15W, 27W, 45W, 60W, 70W, 100W, 135W, 200W, 350W

**Power Factor:** >0.9

**Total Harmonic Distortion:** <20%

**Operating Temperature:** -40°F to 104°F (-40°C to 40°C)

### Lighting Data

**Lumens:** 2000, 3600, 5650, 7450, 8900, 13300, 17550, 27000, 49500

**Lumens Per Watt:** Up to 133 lm/W

**Color Correlated Temperature (CCT):** 5000K

**Dimmable:** Non-Dimmable or 0-10V Models

**Color Rendering Index (CRI):** >70

**L70:** 100000 hours

## Ordering Information

Model	Wattage	Voltage	Current	Lumens	Efficacy	CCT	Dimming	Color	Dimensions	Weight
MFD08-15W	15W	120-277V	0.13A@120V, 0.05A@277V	2000	133 lm/W	5000K	No	Dark Bronze	3.82"L x 5.98"W x 2.55"D (Luminaire only) 6.56"L x 5.98"W x 2.55"D (w/ Knuckle Mount) 5.57"L x 6.48"W x 2.55"D (w/ Trunnion Mount)	- 1.61 lbs 1.70 lbs
MFD08-27W	27W	120-277V	0.23A@120V, 0.10A@277V	3600	133 lm/W	5000K	No	Dark Bronze	3.82"L x 5.98"W x 2.55"D (Luminaire only) 6.56"L x 5.98"W x 2.55"D (w/ Knuckle Mount) 5.57"L x 6.48"W x 2.55"D (w/ Trunnion Mount)	- 1.70 lbs 1.79 lbs
MFD08-45W	45W	120-277V	0.38A@120V, 0.16A@277V	5650	126 lm/W	5000K	No	Dark Bronze	4.80"L x 7.95"W x 3.12"D (Luminaire only) 7.50"L x 7.95"W x 3.12"D (w/ Knuckle Mount) 6.56"L x 8.47"W x 3.12"D (w/ Trunnion Mount)	- 2.93 lbs 3.53 lbs
MFD08-60W	60W	120-277V	0.50A@120V, 0.22A@277V	7450	124 lm/W	5000K	No	Dark Bronze	4.80"L x 7.95"W x 3.12"D (Luminaire only) 7.50"L x 7.95"W x 3.12"D (w/ Knuckle Mount) 6.56"L x 8.47"W x 3.12"D (w/ Trunnion Mount)	- 3.15 lbs 3.75 lbs
MFD08-70W DIM	70W	120-277V	0.58A@120V, 0.25A@277V	8900	127 lm/W	5000K	0-10V	Dark Bronze	6.08"L x 11.06"W x 4.90"D (Luminaire only) 14.21"L x 11.06"W x 4.90"D (w/ Slip-Fit Mount) 10.97"L x 11.06"W x 4.90"D (w/ Yoke Mount)	- 8.36 lbs 7.43 lbs
MFD08-100W DIM	100W	120-277V	0.83A@120V, 0.36A@277V	13300	133 lm/W	5000K	0-10V	Dark Bronze	6.08"L x 11.06"W x 4.90"D (Luminaire only) 14.21"L x 11.06"W x 4.90"D (w/ Slip-Fit Mount) 10.97"L x 11.06"W x 4.90"D (w/ Yoke Mount)	- 10.16 lbs 9.24 lbs
MFD08-135W DIM	135W	120-277V	1.13A@120V, 0.49A@277V	17550	133 lm/W	5000K	0-10V	Dark Bronze	8.98"L x 14.53"W x 4.37"D (Luminaire only) 16.73"L x 14.53"W x 4.37"D (w/ Slip-Fit Mount) 12.56"L x 14.53"W x 4.37"D (w/ Yoke Mount)	- 14.17 lbs 13.43 lbs
MFD08-135W [480V] DIM	135W	347-480V	0.39A@347V, 0.28A@480V	17550	133 lm/W	5000K	0-10V	Dark Bronze	8.98"L x 14.53"W x 4.37"D (Luminaire only) 16.73"L x 14.53"W x 4.37"D (w/ Slip-Fit Mount) 12.56"L x 14.53"W x 4.37"D (w/ Yoke Mount)	- 14.17 lbs 13.43 lbs
MFD08-200W DIM	200W	120-277V	1.67A@120V, 0.72A@277V	27000	133 lm/W	5000K	0-10V	Dark Bronze	8.98"L x 14.53"W x 4.37"D (Luminaire only) 16.73"L x 14.53"W x 4.37"D (w/ Slip-Fit Mount) 12.56"L x 14.53"W x 4.37"D (w/ Yoke Mount)	- 15.15 lbs 14.41 lbs
MFD08-200W [480V] DIM	200W	347-480V	0.58A@347V, 0.42A@480V	27000	133 lm/W	5000K	0-10V	Dark Bronze	8.98"L x 14.53"W x 4.37"D (Luminaire only) 16.73"L x 14.53"W x 4.37"D (w/ Slip-Fit Mount) 12.56"L x 14.53"W x 4.37"D (w/ Yoke Mount)	- 15.15 lbs 14.41 lbs
MFD08-350W DIM	350W	120-277V	2.92A@120V, 1.26A@277V	49500	141 lm/W	5000K	0-10V	Dark Bronze	17.99"L x 14.53"W x 5.23"D (Luminaire only) 19.27"L x 16.64"W x 5.23"D (w/ Trunnion Mount)	- 31.72 lbs

### Sensor

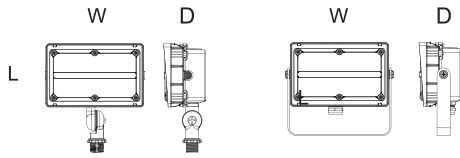
MS-PUNVC01	INSTALLED - Photocell Sensor
(Blank)	None



## Physical Dimensions

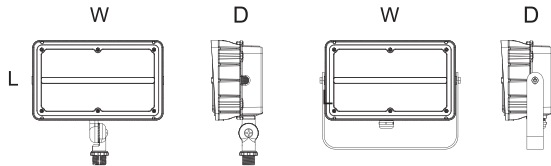
### 15W and 27W Models

6.56"L x 5.98"W x 2.55"D (w/ Knuckle Mount)  
5.57"L x 6.48"W x 2.55"D (w/ Trunnion Mount)



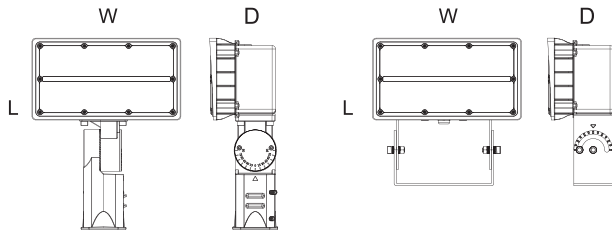
### 45W and 60W Models

7.50"L x 7.95"W x 3.12"D (w/ Knuckle Mount)  
6.56"L x 8.47"W x 3.12"D (w/ Trunnion Mount)



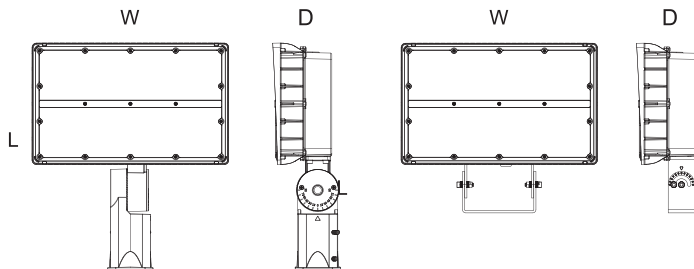
### 70W and 100W Models

14.21"L x 11.06"W x 4.90"D (w/ Slip-Fit Mount)  
10.97"L x 11.06"W x 4.90"D (w/ Yoke Mount)



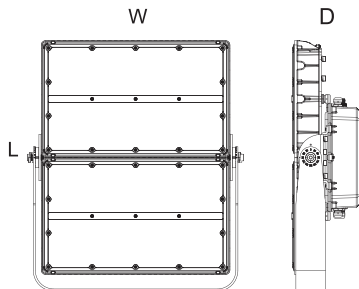
### 135W and 200W Models

16.73"L x 14.53"W x 4.37"D (w/ Slip-Fit Mount)  
12.56"L x 14.53"W x 4.37"D (w/ Yoke Mount)

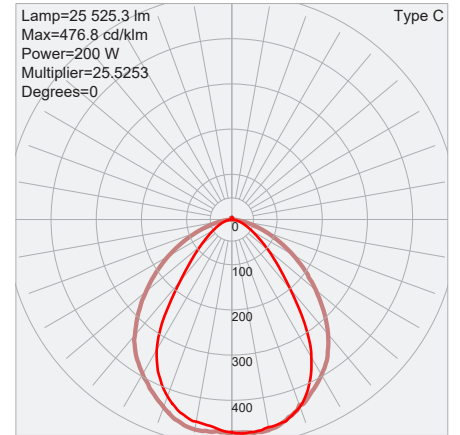


### 350W Models

19.27"L x 16.64"W x 5.23"D (w/ Trunnion Mount)



## Photometric Characteristics



\*Example of 200W

## B.U.G. Ratings

Wattage	Dist. Type	B	U	G
15W	7Hx6V	1	1	1
27W	7Hx6V	2	1	1
45W	7Hx6V	3	1	1
60W	7Hx6V	3	1	1
70W	7Hx6V	3	1	2
100W	7Hx6V	3	2	2
135W	7Hx6V	4	2	2
	4Hx4V	5	2	1
200W	7Hx6V	4	2	3
	4Hx4V	5	2	1
250W	7Hx6V	5	2	4
	4Hx4V	5	3	2
350W	7Hx6V	5	2	4
	4Hx4V	5	3	2

