

LED

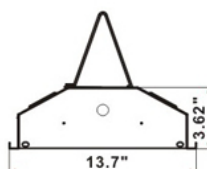
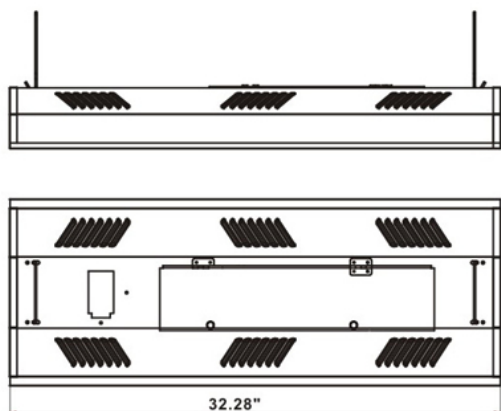
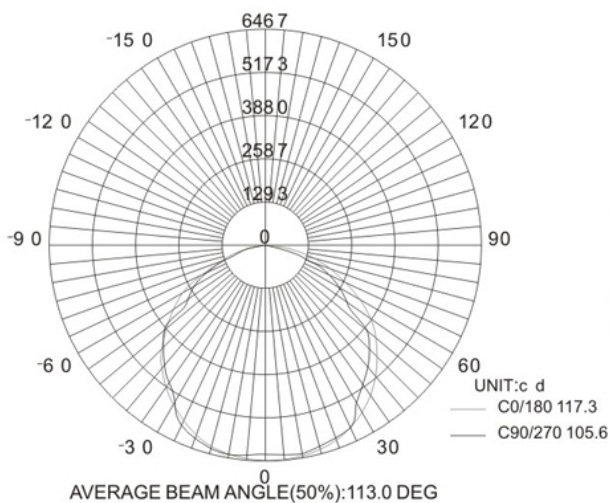
50,000 Hours Life, 150Watt, 120-277VAC

Applications:

Commercial & Industrial High Bay Application

Features:

- Built In Heavy Duty Y-hangers With 3 Foot Hanging Chain
- Slim Design
- Non-Corrosive Powder Coated Steel Body
- 120~277 Volt Input
- Can be Installed with backup batteries and Occupancy Sensors
- Dimmable down to 10%
- Drivers Located On Easy Access Hinge Door
- Frosted Lens Sold Separately



Catalog Number

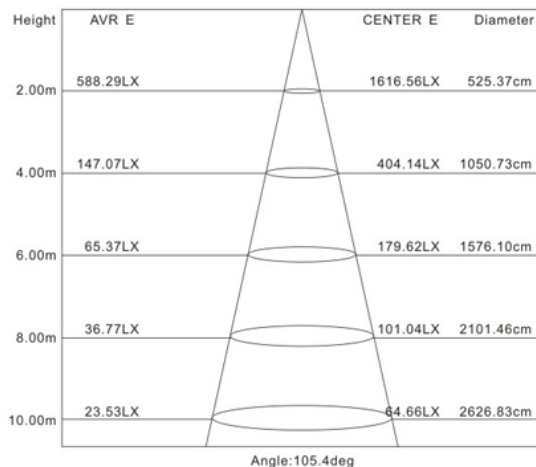
Notes

Type



Specification:

Input Line Voltage:	120-277VAC
Input Power:	150W
Input Line Frequency:	60Hz
Lamp Life (Rated):	50,000hrs
Minimum Starting Temp:	-20°C
Maximum Operating Temp:	40°C
CCT:	5000K
CRI:	≥80
Lumens:	17,000
CBCP:	6467
Power Factor:	>0.90
THD:	10%
Dimmable:	10% 0~10V



WARRANTY

5-YEAR *

Model: #

Accessory ITEM#

Motion Sensor

Battery Backup

Description

wattage lumens

HL15032/850

HL15032-MS/850

HL15032-BK/850

150 Watt LED High Bay 5000K

150W

17000

*Limited warranty

Cyber Tech Lighting, Inc.

331 S. Hale Ave. Fullerton, CA 92831 USA.

Tel: 714-870-0794, 1-877-60CYBER Fax: 714-870-0795

www.cybertechlighting.com