



LED Linear High Bay - LHB Series - CCT and Watt Selectable



Application: factories, warehouses, packaging and distribution facilities, manufacturing plants, retail spaces, gymnasiums, and other large, high ceiling spaces.

ACCESSORIES (Included)

Image	Description
	Hook
	Chain

FEATURE

- LED linear high bay lights offer a replacement for traditional fluorescents as well as metal-halide high bays
- Working temperature: -40°-122° F (-40°-50° C)
- IP20 rated and suitable for damp locations
- Lumen Maintenance over 70% @ 50,000+ Hours
- Beam Angle: 110°
- Body: White Finish. Aluminum Heatsink for Efficient Heat Dissipation
- Frosted/prismatic (varies by model) PMMA lens for smooth 5000K light diffusion

ORDERING GUIDE

Model No	HY-LHB-110W2FT-3W3CCT	HY-LHB-160W2FT-3W3CCT	HY-LHB-220W2FT-3W3CCT	HY-LHB-220W4FT-H-3W3CCT	HY-LHB-300W4FT-3W3CCT
Length	2FT	2FT	2FT	4FT	4FT
Watt	110/90/70W	160/140/120W	220/190/160W	220/190/160W	300/260/220W
CCT	3500-4000-5000K Selectable				
CRI	>80				
Power Factor	≥0.9				
Lumens	15400lm @110W	22400lm @160W	30800lm @220W	30800lm @220W	42000lm @300W
Mounting Height	10-15ft	14-20ft	16-26ft	16-26ft	20-35ft
Dimmable	0-10V				
Voltage	AC 120-277V				

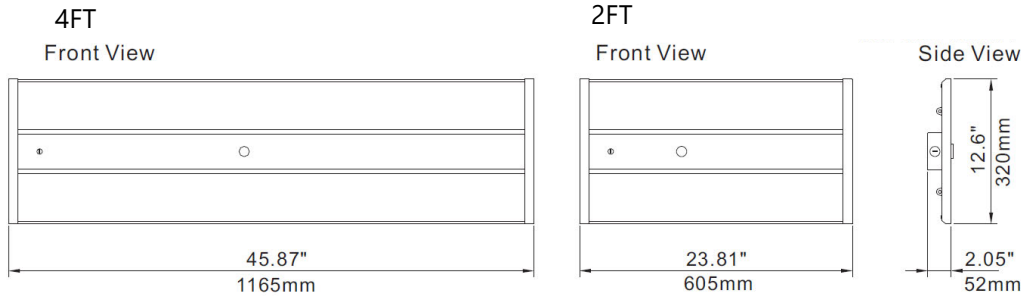
OPTION ORDERING GUIDE

Model No	HY-LHB-110W2FT-3W3CCT	HY-LHB-160W2FT-3W3CCT	HY-LHB-220W2FT-3W3CCT	HY-LHB-220W4FT-3W3CCT	HY-LHB-300W4FT-3W3CCT
Wire Guard	ACCS-LHB-WG-2FT			ACCS-LHB-WG-4FT	
Motion Sensor (Max 40ft)	ANT-5-4T/ANT-6-4T/HD09VR-PH-1: ON/Off or Bi Level and Daylight Harvesting; HD09VR-PHB-1: Bluetooth				
Motion Sensor (Max 50ft)	HD09VR-MH-1: Microwave, ON/Off or Bi Level and Daylight Harvesting				
Emergency Driver	BLD-HM15D-480800	BLD-HM25D-480800	BLD-HM25D-480800	BLD-HM25D-480800	N/A



LED Linear High Bay - LHB2 Series

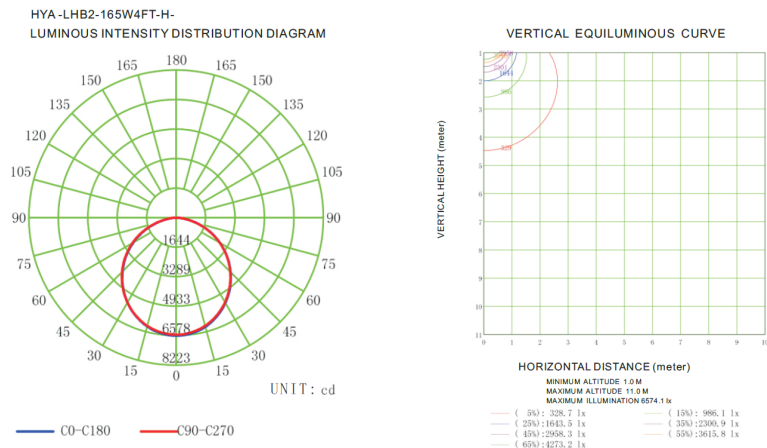
DIMENSION



PACKAGE INFO

Model. No.	HY-LHB-110W2FT-3W3CCT	HY-LHB-160W2FT-3W3CCT	HY-LHB-220W2FT-3W3CCT	HY-LHB-220W4FT-3W3CCT	HY-LHB-300W4FT-3W3CCT
Size	2FT			4FT	
QTY/PACK	2PCS/PACK				
Package Size	660X185X393mm 25.98"X7.28"X15.47"			1200X185X393mm 47.24"X7.28"X15.47"	
Package Weight	7.28kg/16.05 lbs			11.2 kg/24.6 lbs	
40GP Capacity	~2410PCS			~1320PCS	
40HQ Capacity	~2830PCS			~1550PCS	
45HQ Capacity	~3250PCS			~1780PCS	

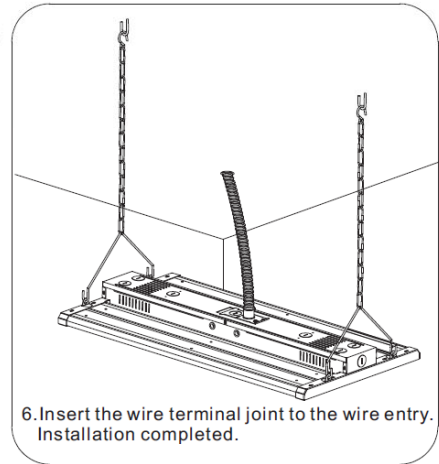
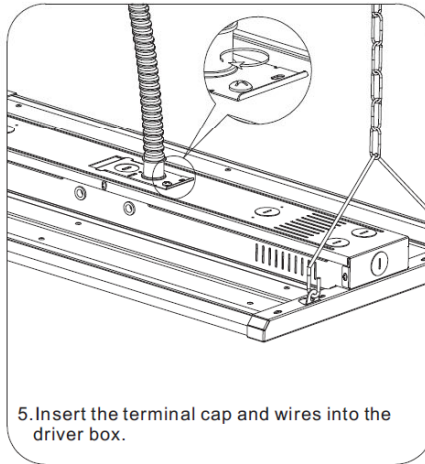
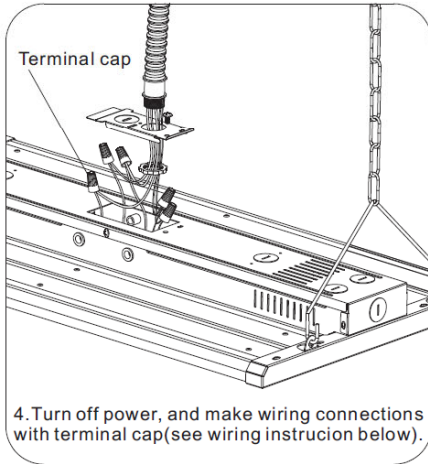
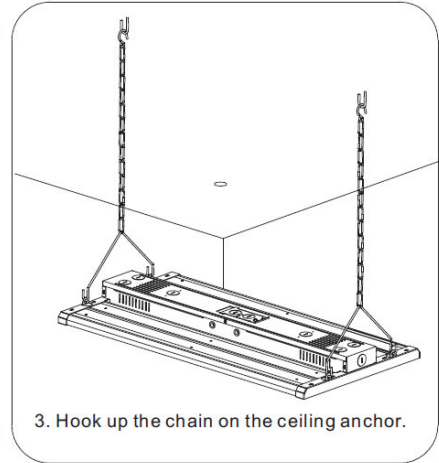
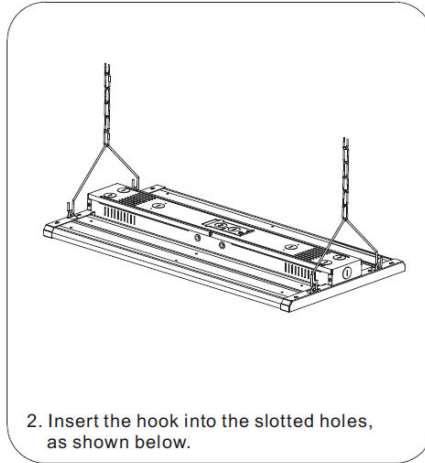
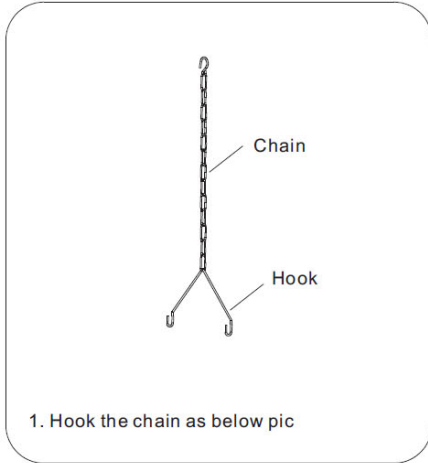
PHOTOMETRIC REPORT






LED Linear High Bay - LHB2 Series

INSTALLATION



Wiring Guide



ANT-5-4T (Motion Sensor) Installation

