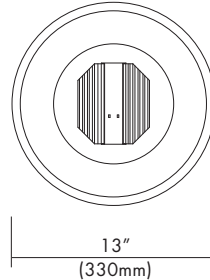


LED-ARFK12

120V-277VAC LED 12", Non-IC, Architectural RetroKit Down Light

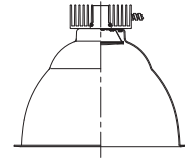
Catalog #		Type
Project		Date
Prepared by		

12" Architectural LED



CA
Title 24

5-5/8"
(143.2mm)



11-3/4"
(298.4mm)

Ceiling Cut-out : 12-1/2"

DESCRIPTION

The LED-ARFK12 is an Architectural grade, Non-IC, LED Recessed Downlight Retrokit and is available with Reflector finishes in Haze Clear or White Paint. It is designed for use with existing Lum-Tech 12" Architectural Incandescent, Fluorescent and Metal Halide Housings. It is also compatible with most 12" architectural housings measuring at least 10-5/8" high with an inside diameter between 12-1/4" and 12-3/4" (See Housing Compatibility section). Available with a 14W, 23W, 30W or 45W high efficacy LED engine and universal, dimmable drivers. The optical diffuser produces high lumen transmission and even illumination. Suitable for Wet Locations.

DESIGN FEATURES

LED Module & Trim

- Painted, extruded aluminum heat sink designed to facilitate efficient heat dissipation for superior thermal management and reliability.
- LED engine includes LED, heat sink and lens assembly.
- Heavy gauge aluminum reflector anodized in clear haze or white paint finishes.

LED Driver

- Universal, 120~277V input, high efficacy drivers with dimming capability by ① a Triac 120V low voltage electronic dimmer switches or ② 0-10V, Triac & ELV dimmer switches.
- Drivers feature power factor >.90, THD <20% with integral thermal protection to sense over temperature or electrical issues.
- Driver mounts externally to the module to allow future replacement or upgrading if desired.
- Optional Lutron Hi-lume A-Series, LED drivers and EcoSystem 5-Series LED drivers are available. Lutron drivers provide flicker-free, smooth, continuous dimming down to 1% for Hi-lume and 5% for EcoSystem. (Contact factory for dimming system requirements)

Electrical Connection

- Attach supply line to existing junction box through one of the knockouts provided in junction box. The existing socket whip and ballast can be set aside above the ceiling or removed completely.

Retrokit Mounting

- Designed for use with most existing 9-1/2" - 10" aperture architectural incandescent, fluorescent and metal halide housings. Supplied with flexible metal conduit for connection to existing electrical junction box. Existing frame-in kits mounting via friction springs or clips.

Options

- Emergency battery back-up : Available in mounted to fixture or remote, adjacent to luminaire (consult with factory for space requirements).

Limited Warranty

- LED Module: 5 years/50K hours
- Product/Driver: 3 years

Listing

- cETLus Wet Location
- ENERGY STAR
- California Title 24

SPECIFICATION				
Input Voltage	120-277VAC			
Wattage (+/-5%)	14W	23W	30W	45W
Lumen (+/-5%)	1,090	1,850	2,305	3,220
Efficacy (LPW)	77.9	80.4	76.8	71.6
Beam Angle	23.2°	27.5°	27.1°	27.2°
CRI (Typical)	80, 90			
CCT (Color +/-5%)	2700K, 3000K, 3500K, 4000K			
Dimming	0-10V, ELV & TRIAC Optional Lutron Drivers			
LED Module	5 yr/50K hr			
Environment	Wet Location			

○ Triac Approved Dimmers

- * Lutron: NovaT (Ntelv 300 & 600)
Divva (Dvelv-300P&303P)
- * Leviton: Acenti: Ate06-1Lw
- * Leviton Trimatron #705W (incandescent)

○ 0-10V Approved Dimmers

- * Lutron: Nova® 0-10V : NTFTV
Divva® 0-10V : DDTV
- * Leviton: Decora 0-10V : IP710DL

Consult tech. service or factory
for additional dimmers

* Provided: Easy-quick connector case
(patent pending)



12" Architectural LED

TRIM

* Wide beam reflector is standard. Also available narrow beam in reflector(consult with factory).

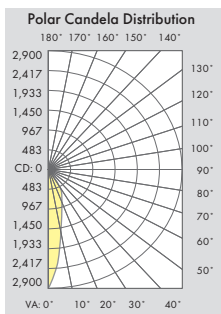


LEDT-R124
Open Reflector

*All trims are rated for damp location and regressed lens trims are wet location listed.

PHOTOMETRIC REPORT

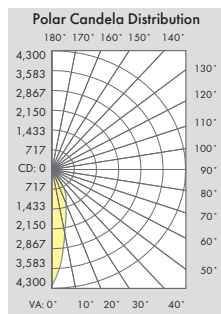
* Contact Factory for IES File



ILLUMINANCE AT A DISTANCE

Center Beam FC	Beam Width
720.9 fc	0.8 ft
180.2 fc	1.6 ft
80.1 fc	2.5 ft
45.1 fc	3.3 ft
28.8 fc	4.1 ft
20.0 fc	4.9 ft

Beam Spread: 23.2°



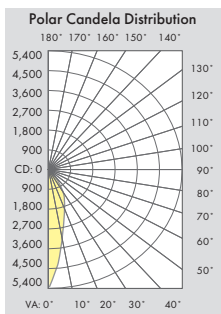
ILLUMINANCE AT A DISTANCE

Center Beam FC	Beam Width
1,067.7 fc	1.0 ft
266.9 fc	2.0 ft
118.6 fc	2.9 ft
66.7 fc	3.9 ft
42.7 fc	4.9 ft
29.7 fc	5.9 ft

Beam Spread: 27.5°

[LED-ARFK12-14-830+LEDT-R124]

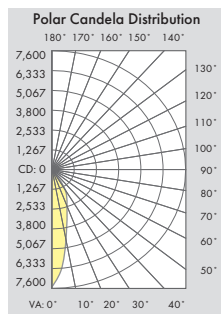
[LED-ARFK12-23-830+LEDT-R124]



ILLUMINANCE AT A DISTANCE

Center Beam FC	Beam Width
1,347.6 fc	1.0 ft
336.9 fc	1.9 ft
149.7 fc	2.9 ft
84.2 fc	3.9 ft
53.9 fc	4.8 ft
37.4 fc	5.8 ft

Beam Spread: 27.1°



ILLUMINANCE AT A DISTANCE

Center Beam FC	Beam Width
1,877.1 fc	1.0 ft
469.3 fc	1.9 ft
208.6 fc	2.9 ft
117.3 fc	3.9 ft
75.1 fc	4.8 ft
52.1 fc	5.8 ft

Beam Spread: 27.2°

[LED-ARFK12-30-830+LEDT-R124]

[LED-ARFK12-45-830+LEDT-R124]

Ordering Information

Model	-Watts	-CRI	Color Temp. **	Driver*	Trim	-Reflector Finish**
LED-ARFK12 = 12", Non-IC, Architectural Down Light Retrofit	-14 = 14W	-8 = 80	27 = 2700K	UTD = 120-277VAC, Triac: 10-100% Dimming (14, 23 & 30W only) UZTD = 120-277V, 0-10V, Triac & ELV: 1-100% Dimming L1D = Lutron Hi-lume 1% Dimming LSD = Lutron EcoSystem 5% Dimming *- Option -EM = Emergency battery backup	LEDT-R124	-HC = Haze Clear -WH = White Painted
	-23 = 23W	-9 = 90	30 = 3000K			
	-30 = 30W		35 = 3500K			
	-45 = 45W		40 = 4000K			

Example : LED-ARFK12-45-830UZTD

LEDT-R124-HC

** Consult factory for other Color Temperatures and Finishes