

Project:	
Type:	
Catalog #:	

STANDARD



FEATURES

- Available in 3000k (warm white) and 4000k (neutral white) color temperatures.*
- Long-life LEDs provide up to 163,000 hours of operation with at least 70% of initial lumen output (L_{70}).**
- LEDRA provides a range of 1,300 to 1,600 nominal lumens and 80 to 87 lumens per watt (lm/W).*
- 120 AC voltage (60Hz) is standard.
- Triac dimming drivers are standard.
- Steel housing and PMMA lens.
- Power factor ≥ 0.90 .
- Total harmonic distortion $\leq 20\%$.
- Color rendering index ≥ 80 .
- Easy installation in new construction or retrofit.

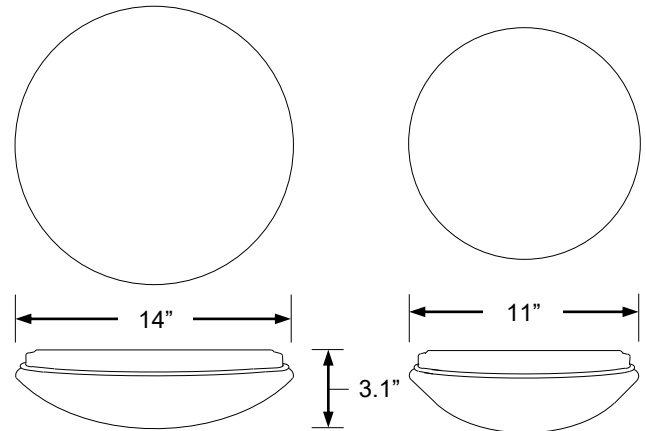
* Contact factory for other color temperatures and lumen packages.
 ** L_{70} hours are IES TM-21-11 calculated hours.



WARRANTY & LISTINGS

- cETLus listed for damp locations in ambient temperatures from -20°C to 25°C (-4°F to 77°F).
- Energy Star qualified.
- Complies with FCC Part 15, Class B.
- Complies with EN61000-4-5, surge immunity protection (0.5kV).
- RoHS compliant.
- 5-year warranty of all electronics and housing.

DIMENSIONS



Model	Diameter	Height	Weight
LEDRA11	11.0"	3.1"	1.3 lbs.
LEDRA14	14.0"	3.1"	1.9 lbs.

ORDERING INFORMATION

Example: LEDRA11-3K

Model	Color Temperature	
	LEDRA11	3K
LEDRA14	4K	4,000

ELECTRICAL DATA

Model	Color Temperature	CRI ¹	Luminaire Lumens	Luminaire Watts	Lumens Per Watt	Input Voltage	Input Current (A)			Power Factor	THD ²	L ₇₀ Hours ³
							120V	240V	277V			
LEDRA11-3K	3000k	> 80	1,300	15	87	120 (60Hz)	0.13	N/A	N/A	> 90%	< 20%	163,000
LEDRA11-4K	4000k	> 80	1,300	15	87	120 (60Hz)	0.13	N/A	N/A	> 90%	< 20%	163,000
LEDRA14-3K	3000k	> 80	1,600	20	80	120 (60Hz)	0.17	N/A	N/A	> 90%	< 20%	156,000
LEDRA14-4K	4000k	> 80	1,600	20	80	120 (60Hz)	0.17	N/A	N/A	> 90%	< 20%	156,000

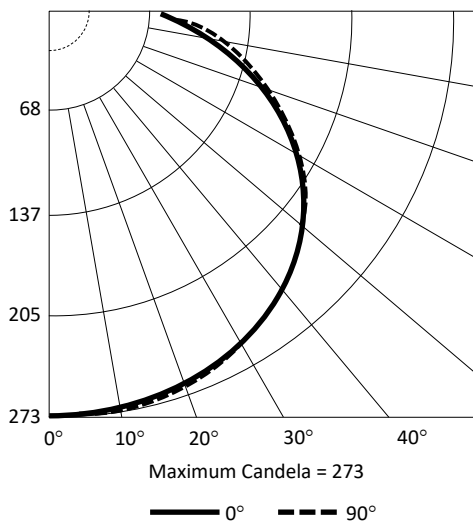
¹ Color rendering index

² Total harmonic distortion

³ L₇₀ refers to the number of hours at which lumen output declines to 70% of the initial level. L₇₀ hours are IES TM-21-11 calculated hours.

PHOTOMETRIC DATA

LEDRA11-3K (1,300 Lumens)



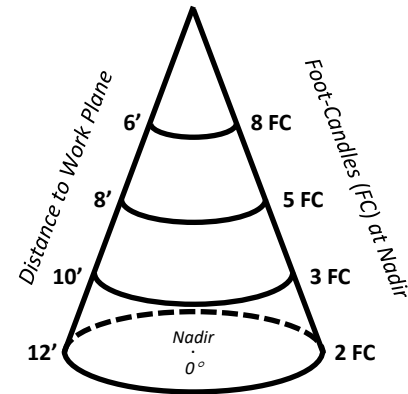
Candlepower Summary

	0°	90°
0°	273	273
10°	271	273
20°	266	268
30°	256	257
40°	241	243
50°	220	222
60°	192	195
70°	156	158
80°	113	117
90°	77	78

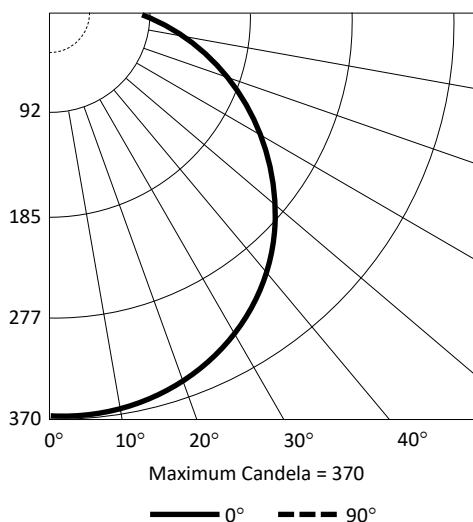
Zonal Lumen Summary

Zone	Lumens	% Fixture
0° - 10°	24	1.9%
0° - 20°	96	7.3%
0° - 30°	209	16.0%
0° - 40°	355	27.3%
0° - 50°	522	40.1%
0° - 60°	696	53.5%
0° - 70°	859	66.1%
0° - 80°	994	76.5%
0° - 90°	1,092	84.0%
90° - 180°	208	16.0%
0° - 180°	1,300	100.0%

Cone of Light



LEDRA14-3K (1,600 Lumens)



Candlepower Summary

	0°	90°
0°	369	369
10°	367	368
20°	355	357
30°	335	338
40°	308	309
50°	273	273
60°	230	228
70°	180	176
80°	123	121
90°	75	74

Zonal Lumen Summary

Zone	Lumens	% Fixture
0° - 10°	34	2.1%
0° - 20°	133	8.3%
0° - 30°	289	18.0%
0° - 40°	485	30.3%
0° - 50°	703	43.9%
0° - 60°	921	57.6%
0° - 70°	1,117	69.8%
0° - 80°	1,271	79.4%
0° - 90°	1,374	85.8%
90° - 180°	226	14.2%
0° - 180°	1,600	100.0%

Cone of Light

