



Type IC & Air-Tight



LED-1-S6W

2" Mini Recessed LED 24V AC/DC 6W

DESCRIPTION

2" Mini Recessed LED 24V with interchangeable round & square trims.
Ultra compact, versatile, easily connected via daisy chained low voltage cable to an either remote mounted class 2 power supply or solar inverter.
Die cast aluminum housing

FEATURES & BENEFITS

480 lm with CRI 90+ Comparable to 35W halogen while using 6W

Internal terminal block - No junction box needed

2 3/8" deep - Fits where ceiling space is limited

Fast & easy to install - Save on labor

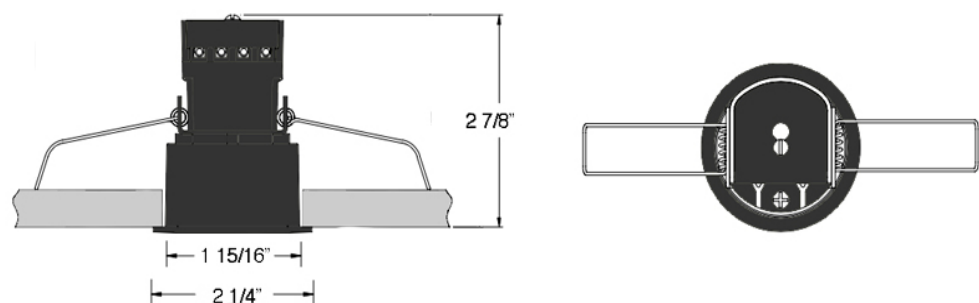
Type IC rated - No housing required

Options of **1/8"** and **1/4"** Trims

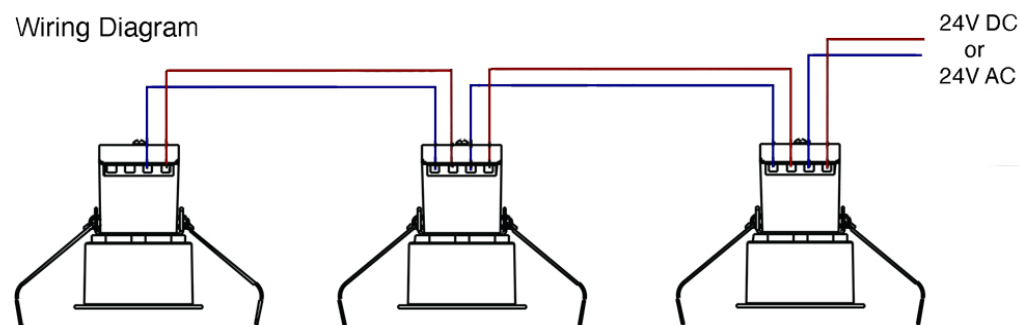
DIMENSIONS: ID 1 15/16" Depth 2 7/8" Cut Out 2"

OD: with 1/8" trim - 2 1/4". With 1/4" trim - 2 1/2"

Ceiling clearance required 3". Mounting surface from 1/8" to 1 1/2" thick



Wiring Diagram



ACCESSORIES

Sold Separately



[Rough-In Plate - model # RIP2](#)

ORDERING GUIDE

Trim

LED-1-S6W-30K-T1-R-WH	Round White 1/8"
LED-1-S6W-30K-T1-R-BK	Round Black 1/8"
LED-1-S6W-30K-T1-S-WH	Square White 1/8"
LED-1-S6W-30K-T1-S-BK	Square Black 1/8"
LED-1-S6W-30K-T1-12WD-R-WH	Round White 1/4"
LED-1-S6W-30K-T1-12WD-R-BK	Round Black 1/4"
LED-1-S6W-30K-T1-12WD-S-WH	Square White 1/4"
LED-1-S6W-30K-T1-12WD-S-BK	Square Black 1/4"

Project: _____

Location: _____


Model: _____ Qty: _____

Notes: _____

SPECIFICATION	
Applications	Displays, Cabinets, Mini Recessed, Soffits, Solar
Energy Used	6 W
Color Temperature (K)	3000
Light Output (lm)	480
Halogen Equivalent	35 W
Beam Angle	38°
CRI	90 +
Fixture Input	24V AC / DC
Dimming	Dimmable with external 24V drivers
Approved Location	Insulated Ceiling & Damp Locations
Air Tight	Yes
Ambient Temperature	-4°F (-20°C) to +104°F (+40°C)
Projected Life	70% Light Output at 50,000 Hours
Certification	cETLus
Warranty	3 Year

Stock Trims 1/8"

Stock Trims 1/4"



Other Trim & Light Colors Available By Custom Order