
**1x4**

15W, 19W, 24W and 29W

**2x2**

15W, 19W, 24W and 29W

**2x4**

29W, 34W, 39W and 49W

## LED Multi Wattage Multi CCT Back Lit Panel Family Series (2x2 & 2x4 Emergency Battery Option)

**CONSTRUCTION:**

Steel and Aluminum frame. PMMA lens material to prevent panel from yellowing. The entire fixture functions as a heat sink to keep the LEDs cooler to prolong the life of the light.

**OPTICAL SYSTEM:**

Lumiled 2835 LED chips. 120° beam angle.

**WARRANTY:**

5-year limited warranty. Actual performance may differ as a result of end-user environment and application.

**ELECTRICAL:**

120-277V input standard.  
-20°C to 50°C, -4°F to 122°F

**INSTALLATION & MOUNTING:**

Fits standard T-bar and narrow grid drop ceilings. Surface mount kit, recessed kit or hanging kit.

**CONTROLS & DIMMING:**

0-10V dimming comes standard. Suitable for use with LED dimmers.

**FEATURES**


- Default Wattage is the highest wattage
  - 2x4 – 49W
  - 2x2 – 29W
  - 1x4 – 29W
- Default CCT: 5,000K
- IP20 rating – dry location
- Glare-free / flicker-free lighting
- 100,000 hours lifetime

**SUITABLE APPLICATIONS**

- Warehouses
- Schools
- Factories
- Offices
- Supermarkets
- Logistic Centers
- Exhibition Halls

**DLC Product ID:**

- LOC-14BLPL-MWMCCT-HL-[Blank,EM]-[Blank,MS] – PISHPJQ9
- LOC-22BLPL-MWMCCT-HL-[Blank,EM]-[Blank,MS] – PX4WCFZ0
- LOC-24BLPL-MWMCCT-HL-[Blank,EM]-[Blank,MS] – P5CBRHU
- LOC-22BLPL-MWMCCT-HL-EM – PX4WCFZ0
- LOC-24BLPL-MWMCCT-HL-EM – P5CBRHU

**MOUNTING OPTIONS:**

Surface Mount



Recessed Mount



Hanging Kit

**OPTIONAL ACCESSORIES:**

Emergency Battery

Mounting T-Bar Kit for  
Emergency Battery

## LOC-14BLPL-MWMCCT-HL-[Blank,EM]-[Blank,MS]

WATTAGE SELECTABLE	CCT SELECTABLE	LUMENS	EFFICACY	VOLTAGE	CRI	POWER FACTOR	THD	REPLACES
15W	3500K / 4000K / 5000K	1,884LM	125.6lm/W	120-277V	82.9	0.9801	10.65%	150W HID
19W	3500K / 4000K / 5000K	2,386.4LM	125.6lm/W	120-277V	82.9	0.9801	10.65%	150W HID
24W	3500K / 4000K / 5000K	3,014.4LM	125.6lm/W	120-277V	82.9	0.9801	10.65%	150W HID
29W	3500K / 4000K / 5000K	3,642.4LM	125.6lm/W	120-277V	82.9	0.9801	10.65%	150W HID

## LOC-22BLPL-MWMCCT-HL-[Blank,EM]-[Blank,MS]

WATTAGE SELECTABLE	CCT SELECTABLE	LUMENS	EFFICACY	VOLTAGE	CRI	POWER FACTOR	THD	REPLACES
15W	3500K / 4000K / 5000K	1,897.5LM	126.5lm/W	120-277V	83.1	0.9797	10.83%	150W HID
19W	3500K / 4000K / 5000K	2,403.5LM	126.5lm/W	120-277V	83.1	0.9797	10.83%	150W HID
24W	3500K / 4000K / 5000K	3,036LM	126.5lm/W	120-277V	83.1	0.9797	10.83%	150W HID
29W	3500K / 4000K / 5000K	3,668.5LM	126.5lm/W	120-277V	83.1	0.9797	10.83%	150W HID

## LOC-24BLPL-MWMCCT-HL-[Blank,EM]-[Blank,MS]

WATTAGE SELECTABLE	CCT SELECTABLE	LUMENS	EFFICACY	VOLTAGE	CRI	POWER FACTOR	THD	REPLACES
29W	3500K / 4000K / 5000K	3,816.4LM	131.6lm/W	120-277V	84.1	0.9477	8.24%	200W HID
34W	3500K / 4000K / 5000K	4,474.4LM	131.6lm/W	120-277V	84.1	0.9477	8.24%	200W HID
39W	3500K / 4000K / 5000K	5,132.4LM	131.6lm/W	120-277V	84.1	0.9477	8.24%	200W HID
49W	3500K / 4000K / 5000K	6,448.4LM	131.6lm/W	120-277V	84.1	0.9477	8.24%	200W HID

## LOC-22BLPL-MWMCCT-HL-EM (WITH EMERGENCY BATTERY)

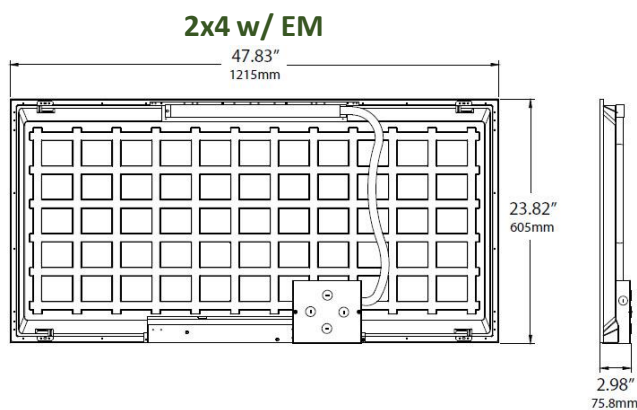
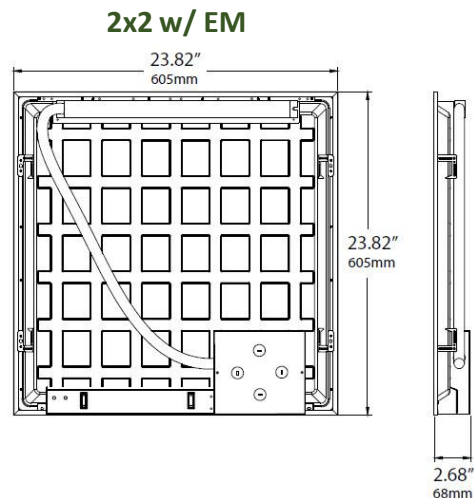
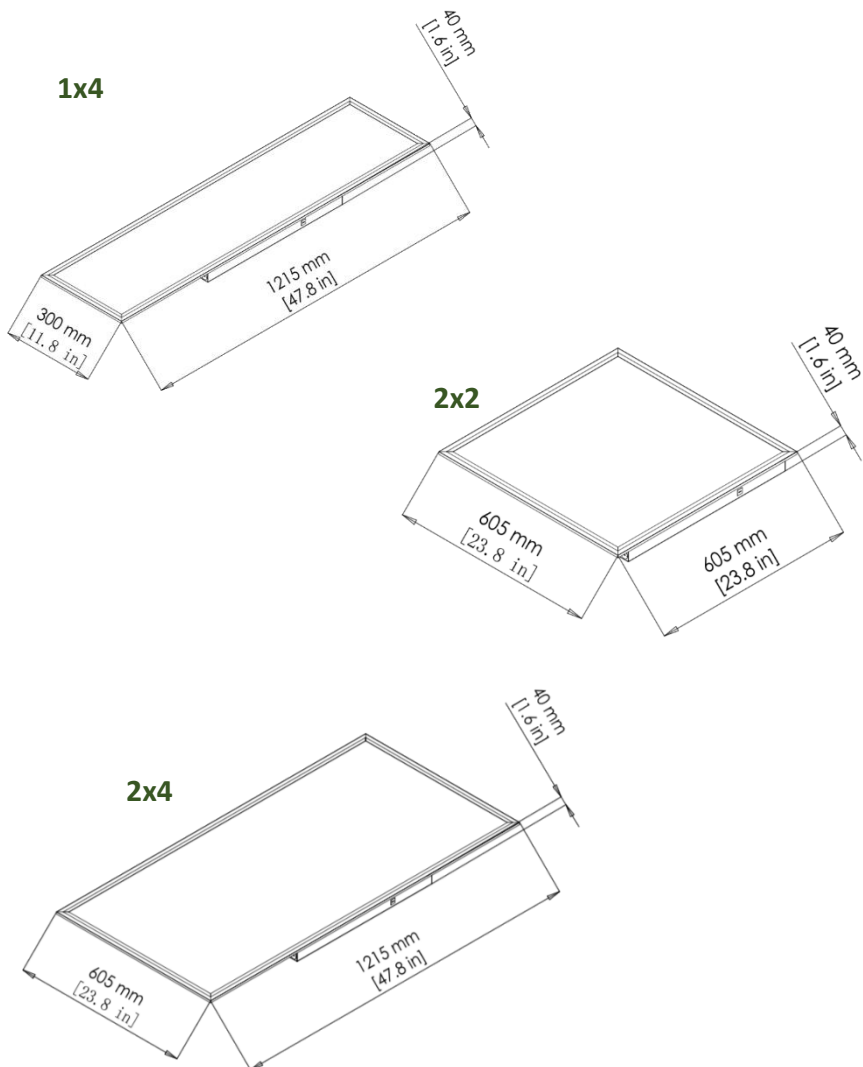
WATTAGE SELECTABLE	CCT SELECTABLE	LUMENS	EFFICACY	VOLTAGE	CRI	POWER FACTOR	THD	REPLACES
15W	3500K / 4000K / 5000K	1,897.5LM	126.5lm/W	120-277V	83.1	0.9797	10.83%	150W HID
19W	3500K / 4000K / 5000K	2,403.5LM	126.5lm/W	120-277V	83.1	0.9797	10.83%	150W HID
24W	3500K / 4000K / 5000K	3,036LM	126.5lm/W	120-277V	83.1	0.9797	10.83%	150W HID
29W	3500K / 4000K / 5000K	3,668.5LM	126.5lm/W	120-277V	83.1	0.9797	10.83%	150W HID

## LOC-24BLPL-MWMCCT-HL-EM (WITH EMERGENCY BATTERY)

WATTAGE SELECTABLE	CCT SELECTABLE	LUMENS	EFFICACY	VOLTAGE	CRI	POWER FACTOR	THD	REPLACES
29W	3500K / 4000K / 5000K	3,816.4LM	131.6lm/W	120-277V	84.1	0.9477	8.24%	200W HID
34W	3500K / 4000K / 5000K	4,474.4LM	131.6lm/W	120-277V	84.1	0.9477	8.24%	200W HID
39W	3500K / 4000K / 5000K	5,132.4LM	131.6lm/W	120-277V	84.1	0.9477	8.24%	200W HID
49W	3500K / 4000K / 5000K	6,448.4LM	131.6lm/W	120-277V	84.1	0.9477	8.24%	200W HID



# MEASUREMENTS



MODEL	QUANTITY	WEIGHT	UPC CODE
LOC-14BLPL-MWMCCT-HL	1	5.4 lbs	00815586028924
LOC-22BLPL-MWMCCT-HL	1	5.05 lbs	00815586028931
LOC-24BLPL-MWMCCT-HL	1	10.3 lbs	00815586028948
LOC-22BLPL-MWMCCT-HL-EM	1		00810050940733
LOC-24BLPL-MWMCCT-HL-EM	1		00810050940702

## 15W Emergency Battery



## Emergency Test Button

