

LTRE-2X4-MCTP

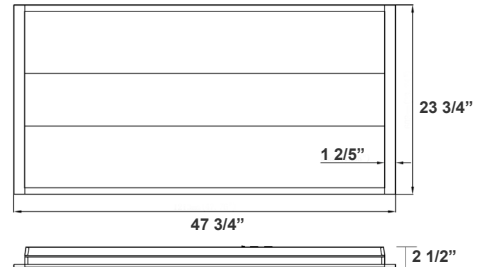


Customer Name: _____

Project Name: _____

Note: _____

Type: _____



47 3/4" (L) x 23 3/4" (W) x 2 1/2" (H)

This Troffer Light is ideal for Hotels, Offices, Retail Outlets, Restaurants, Storage Rooms, Conference Rooms, Education Facilities, and more.

Features

- 5-Year Warranty
- White Finish
- 50,000 Hours Rated Life
- Lens: Polycarbonate
- Multi Color Temperature & Multi Power (selectable switch on back of fixture)

Technical Specifications

Electrical:

- Voltage: 120-277VAC 50/60Hz
- Wattage: 32W/ 40W/ 50W
- Power Factor: >0.97
- Efficacy: 125 LPW

Mechanical:

- White Finish
- Cold-Rolled Steel, 2.6" thickness
- Earthquake Hooks Built into the Housing
- Operating Temperature: -4°F ~ 122°F
- Lifespan: 50,000 hrs

Lighting:

- Dimmable: 0~10V Dimming
- LED SMD type: 2835
- Total Lumens: 4000LM/ 5000LM/ 6250LM
- Color Temperatures: 3500K/ 4000K/ 5000K
- Multi CCT & Multi Power (selectable switch on back of fixture)
- Color Rendering Index: CRI ≥ 80

Applications:

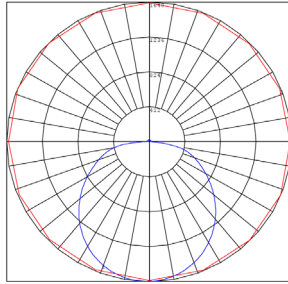
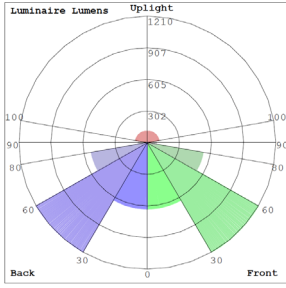
- This LED Center Basket Troffer Light is ideal for Hotels, Offices, Retail Outlets, Restaurants, Storage

Other Models:

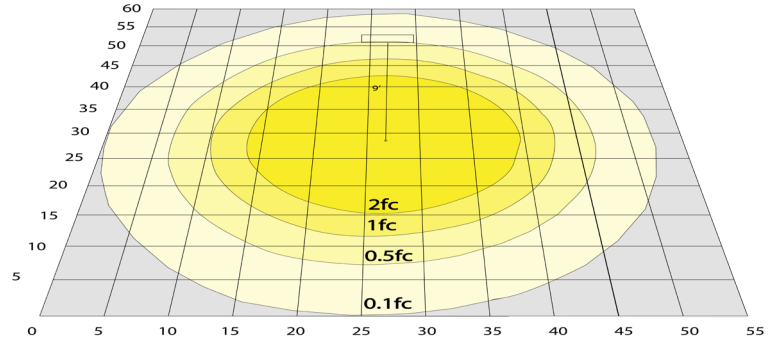
- 40W | 5000LM | LTRE-1X4-MCTP
- 40W | 5000LM | LTRE-2X2-MCTP



Photometrics: LTRE-2X4-MCTP



BUG Rating: B2-U3-G2




Area 60'x 55' Mounting Height: 9'

Other Views:



Side View



Front View



Back View

Performance Table: LTRE-2X4-MCTP

MODEL NO.	Wattage	Voltage	Lumens	Color Temp.	BUG Rating	LPW
LTRE-2X4-MCTP	32W	120~277V	4000LM	3500K	B2-U3-G2	125
	40W		5000LM	4000K		
	50W		6250LM	5000K		

Sample Ordering

Model Size Watt/Color Temp.

LTRE - 2X4 - MCTP

Accessories:

Blank = No Option For Accessories

LTRE-2X4-SMK = SURFACE MOUNTING KIT LTRE-2X4

WEC-7RC=OPTIONAL REMOTE CONTROL

Factory-Installed Options:

Blank = No Option For Accessories

OPT-EM-LTRE= EMERGENCY BACKUP BATTERY MOUNTED ON TOP OF FIXTURE

OPT-FWH-63= 6FT 3-WIRE WHIP

OPT-FWH-65= 6FT 5-WIRE WHIP

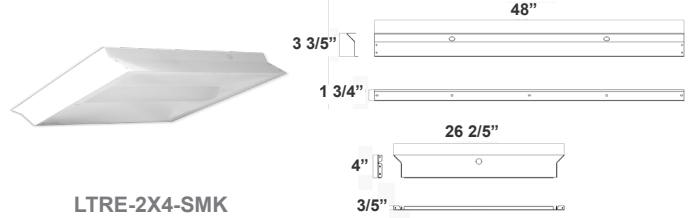
OPT-FWH-66= 6FT 6-WIRE WHIP

OPT-SEN-3MRLV-5=PROGRAMMABLE MICROWAVE BI-LEVEL SENSOR

Example:

1. LTRE-2X4-MCTP (FOR LTRE 1X4 MCTP FIXTURE 120-277V)
2. LTRE-2X4-MCTP
LTRE-2X4-SMK (FOR LTRE 2X4 MCTP FIXTURE 120-277V)
(SURFACE MOUNTING KIT LTRE-1X4)
3. LTRE-2X4-MCTP
LTRE-2X4-SMK
OPT-EM-LTRE (FOR LTRE 2X4 MCT FIXTURE 120-277V)
(SURFACE MOUNTING KIT LTRE-2X4)
(EMERGENCY BACKUP BATTERY)

ACCESSORIES & MOUNTING KIT:



LTRE-2X4-SMK



WEC-7RC

BUILT-IN SWITCH:



MULTI-CCT & WATTAGE

FACTORY-INSTALLED OPTIONS:



OPT-EM-LTRE



OPT-SEN-3MRLV-5



OPT-FWH-63
OPT-FWH-65
OPT-FWH-66

