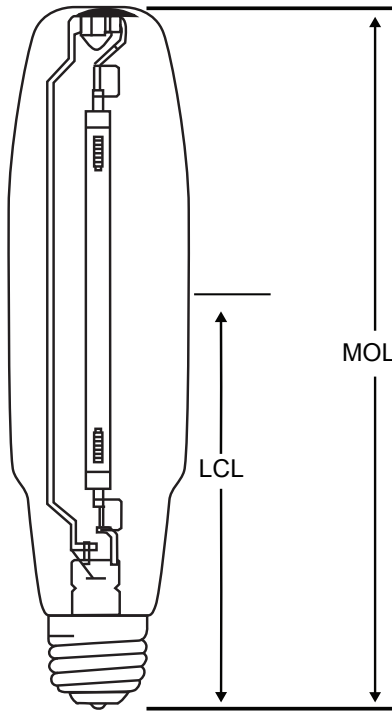


12/13/2011

**High Pressure Sodium
400 Watt ET18 (Clear) Lamp**

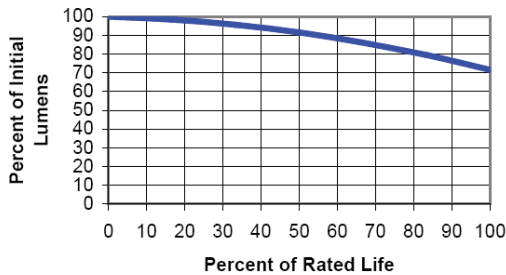
High Pressure Sodium Lamps



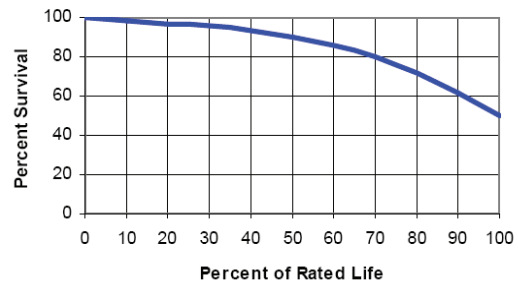
Project:	
Catalog#:	
Approved by:	

Ordering Information	
Howard Catalog Number (Ordering Code)	LU400
UPC Code	01199
ANSI Designation	S51
Description	High Pressure Sodium
Package Quantity	24
Physical Characteristics	
Bulb Size	ET18
Bulb Finish	Clear
Base	Mogul
MOL (Maximum Overall Length)	9.65
LCL (Light Center Length)	5.7
Operating Characteristics	
Lamp Watts (Nominal)	400
Approx. Initial Lumens	51,000
Approx. Mean Lumens	45,000
Average Rated Life (Hours)	24,000+
Color Temperature (K)	2,100
CRI (Color Rendering Index)	22
Operating Position	
Universal	

HOWARD INDUSTRIES HPS LAMPS
Typical Lumen Maintenance Curve



HOWARD INDUSTRIES HPS LAMPS
Typical Survival Curve



Note:

1. If the outer glass is broken, shut off the power immediately and remove the lamp after it has cooled.
2. Use only auxiliary equipment meeting ANSI standards. Use within voltage limits recommended by ballast manufacturer.
3. Protect lamp base, socket and wiring against moisture, corrosive atmospheres and excessive heat.
4. Replace the lamp if the outer glass bulb has been scratched, cracked or damaged in any way.
5. Do not use this lamp in a fixture, which redirects a substantial portion of the energy toward the arc tube and its immediate vicinity, as this may lead to early lamp failure.
6. Take care in handling and disposing of lamps. If arc tube is broken, avoid skin contact with any of the contents or fragments.
7. The arc tube of this lamp contains sodium and mercury. Although this product meets TCLP, please dispose in accordance with federal, state and local requirements.

8. **WARNINGS, CAUTIONS and OPERATING INSTRUCTIONS for High Pressure Sodium Lamps:** These lamps must be operated in fixtures designed for use with High Pressure Sodium Lamps. The fixture wattage (rating) must match the wattage indicated on the outer glass bulb. Do not scratch the outer bulb or subject it to pressure as this could cause the outer bulb to crack or shatter. Operating the lamp improperly may result in **PERSONAL INJURY, PROPERTY DAMAGE, BURNS and FIRE.**
9. Specifications subject to change. Actual results may vary.