


Features

- The one piece die-cast aluminum housing with UV resistant polycarbonate optical lens, outstanding corrosion protection.
- Voltage is 120-277V
- Suitable for mounting heights ranging from 18-36' in area lighting applications
- Lumen output from 9000-39000lm with efficacy up to 135lm/W.
- Round pole and square pole mounting, direct wall mounting, slipfitter mounting options available
- Long lasting with lifespan 50,000 hrs
- Fixtures are IP66 rated and suitable for use in ambients from -40°C to 45°C (-40°F to 113°F).
- Various distribution patterns including Type III
- UL Wet location listed
- Bronze Finish



Applications

- Auto dealerships, parking lots, walkways, roadways, campuses, facade lighting, grocery stores and other public areas.



MOUNTING

- Standard versatile mounting arm accommodates multiple drilling patterns as well as square and round poles
- Wall Mount available for direct wall mounting and J-box mounting
- Optional for cast aluminum slipfitter mounting adapter (Compatible with more MESTER mounting adaptors such as Tenon, suits for various application)

Mounting Options



Arm Mount (4" and 5" Square and Round poles)
Standard versatile mounting arm is simple to install and can be used with existing poles for retrofit installations.




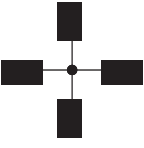


Slipfitter Mount
An optional cast aluminum mast arm adapter secures fixture head to nominal 2"(2-3/8" O.D. pipe size) horizontal steel tenon arm.



Wall Mount
Wall Mount is easy to install for direct wall mounting with 1/2" conduit wiring or standard J-box mounting

EPA of Area Light


| Item |  |  |  |  |
|-----------|---|---|--|---|
| | 1 | 2 @90° | 2@180° | 4 @90° |
| 70W/105W | 0.626 | 0.705 | 0.981 | 0.982 |
| 150W/200W | 0.667 | 0.742 | 1.165 | 1.167 |
| 300W | 0.847 | 0.996 | 1.634 | 1.636 |

Additional Mounting Accessories

POLE BRACKET • For mounting one fixture on an existing pole **WALL BRACKET** • Attaches to any flat surface
• Provides wiring access




4" Square Pole Mount with 2-3/8" O.D. Tenon
No. TVA4D
Finish: Dark Bronze
USE: For use with square, non-tapered steel and aluminum poles. Furnished with four 5/16" hex head stainless-steel bolts. Vertical tenon measures 2-3/8" O.D., and is made of steel tubing. Fixtures mounted to this bracket can be adjusted both vertically and horizontally.



90° Wall Mount Bracket with 2-3/8" O.D. Tenon
NO. WMWD
Finish: Dark Bronze
USE: The 90° wall mount bracket with 2-3/8" tenon attaches an MESTER floodlight to almost any surface: wall, roof, or wood pole. Provides wiring access and built-in 2-3/8" O.D. tenon to mount a fixture with our adjustable slipfitter. Suggested 3/8" diameter bolts for mounting. Mounting holes are spaced 3-1/4" apart.



5" Square Pole Mount with 2-3/8" O.D. Tenon
No. TVA5D
Finish: Dark Bronze
USE: For use with square, non-tapered steel and aluminum poles. Furnished with four 5/16" hex head stainless-steel bolts. Vertical tenon measures 2-3/8" O.D., and is made of steel tubing. Fixtures mounted to this bracket can be adjusted both vertically and horizontally.



Bracket with 2-3/8" O.D. Tenon
NO. TVA4TRD
Finish: Dark Bronze
USE: The 2-3/8" OD Tenon Mount Adaptor for Yoke Fixtures is designed to mount Techlight light fixtures that are equipped with a yoke mount onto a 2-3/8" OD tenon. 2" slipfitter adaptor for MESTER flood lights with trunnion. Goes on 2" pipe and accepts a trunnion fixture.

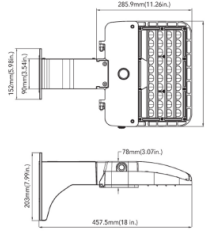
Dimension

All dimensions are inches. Specifications subject to change without notice

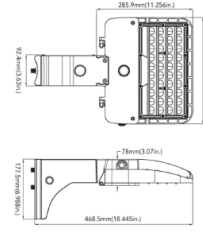
unit: inch/mm



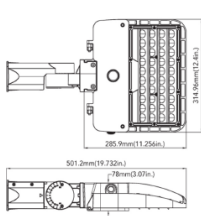
Wall Mount (70-105W)



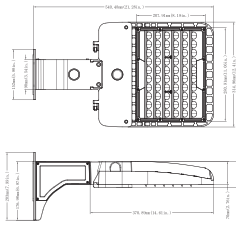
Slipfitter Moun (70-105W)



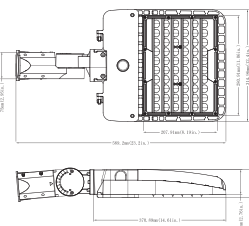
Pole Mount (70-105W)



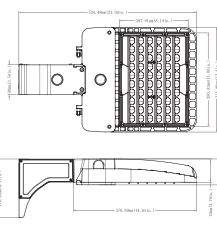
Wall Mount (150-200W)



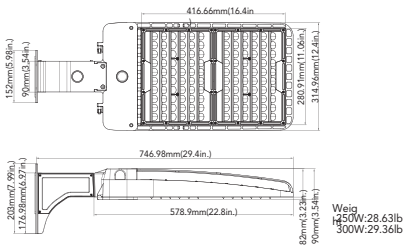
Slipfitter Moun (150-200W)



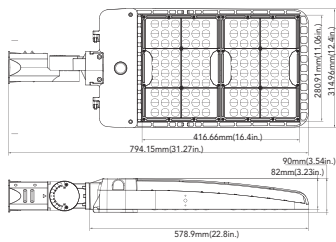
Pole Mount (150-200W)



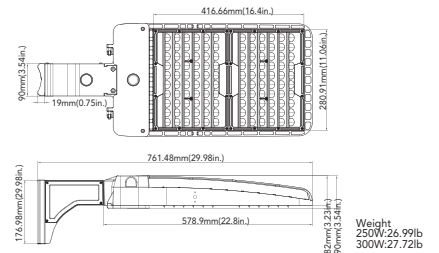
Wall Mount (300W)



Slipfitter Moun (300W)



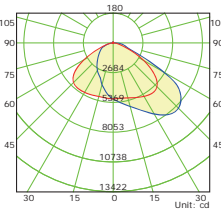
Pole Mount (300W)



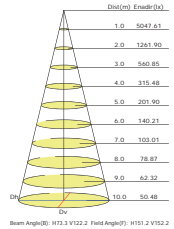
Photometrics

PLF15L150W20000LDMV

Luminous Intensity Distribution Curve

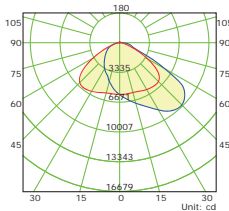


Illuminance at a Distance

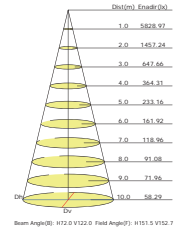


PLF15L200W24500LDMV

Luminous Intensity Distribution Curve



Illuminance at a Distance



PLF Series



ORDERING INFORMATION

Example: **PLF12L105W13400LDMV50K**

| PLF | 12L | 105W13400L | | DMV | 50K |
|-------------------|-------------------|--------------------|---|---|--------------------|
| Series | Size | Wattage and Lumen | | Driver | Kelvin Temperature |
| PLF Area Light | 12L 12" Length | 70W8600L | 70 System Watts, 8600 Delivered Lumens | DMV 0-10V Dimming | 50K 5000K |
| | | 105W13400L | 105 System Watts, 13400 Delivered Lumens | | |
| | 15L 14.61" Length | 150 W20000L | 150 System Watts, 20000 Delivered Lumens | DMV 0-10V Dimming | |
| | | 200W24500L | 200 System Watts, 24500 Delivered Lumens | | |
| | 23L 22.80" Length | 300W38000L | 300 System Watts, 38000 Delivered Lumens | DMV 0-10V Dimming 100V-277V D480 0-10V Dimming 347V-480V | |