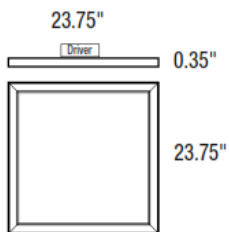
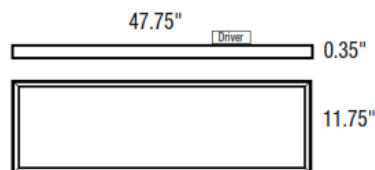


Recessed LED Panel

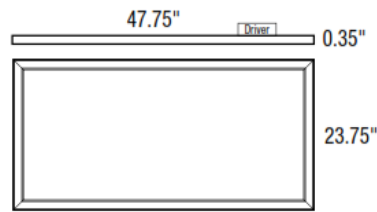
DIMENSIONS



2' x 2' Edge-Lit LED Panel
 Width: 23.75"
 Length: 23.75"
 Height: 0.35"
 2.35" w/ Driver mounted



1' x 4' Edge-Lit LED Panel
 Width: 11.75"
 Length: 47.75"
 Height: 0.35"
 2.35" w/ Driver mounted



2' x 4' Edge-Lit LED Panel
 Width: 24"
 Length: 48"
 Height: 0.35"
 2.35" w/Driver mounted



APPLICATION

Typically used to replace traditional fluorescent lay in fixture. The RLP series is a next generation family of edge lite led flat panel fixtures designed to lay in drop ceilings in offices, schools, and healthcare application. The flat panels are fully dimmable, compatible with building controls, motion sensors, and daylight harvesting systems. The design of the RLP series panels produces an even and consistent shadow-less light. The LED's enable long life, high lumen maintenance, high CRI, low maintenance, and constructed without hazardous materials.

FEATURES

- Equipped standard with a 0-10V continuous dimming driver that works with any standard 0-10V control/dimmer
- Fits Standard T-Bar and Narrow Grid Drop Ceiling
- Unique Optics Guide Plate Controls Glare and Provide Uniform Light Distribution
- Integrated Hard Lid Tie Points
- Low Profile Aluminum Housing, 2" Depth including transformer panel
- Long life, 60,000 hour LEDs at L80 reduce lift cycle maintenance costs
- Battery backup available for emergency egress applications

HOUSING

Extruded aluminium housing with smooth opalescent acrylic lens.

MOUNTING

Suitable for recessed mounting within T-Bar grid.

ELECTRICAL

Equipped standard with 0-10V continuous dimming driver that works with any standard 0-10V control/dimmer. Long-Life LED's 60,000 hours at L80 with projected life over 100,000 hours for reduced life cycle maintenance costs.

LISTING

All luminaires are built to UL 1598 and 2108 standards, and bear appropriate ETL labels. Damp location labeling is standard. Emergency equipped fixtures labeled UL924. Adheres to LM70, LM80, and TM21 industry standards.

WARRANTY

5-year limited warranty. See complete warranty for terms and exclusions. (Labor not included).

QUICK SHIP

RLP-22-40-MVD-840
 RLP-24-50-MVD-840

ORDERING INFORMATION

Example Model Number: RLP-22-40-MVD-840-MOS

RLP					
SERIES	LENGTH	WATTAGE	VOLTAGE	COLOR TEMPERATURE	OPTIONS
	14- 1'x4' Housing ¹ 22- 2'x2' Housing ³ 24- 2'x4' Housing ³	1x4 and 2x2 Housing 40- 40W (4400 Lumens) ³ 2x4 Housing 50- 50W (5500 Lumens) ³	MVD- 120-277V; 0-10V Dimming ³	835 - 80 CRI; 3500 Kelvin ^{1 3} 840 - 80 CRI; 4000 Kelvin ³ 850 - 80 CRI; 5000 Kelvin ^{1 3}	MOS- Integral Microwave Sensor FW3- 6', 3 Wire Fixture Whip FW4- 6', 4 Wire Fixture Whip EML8- Emergency Battery Pack, 800 Lumens EML14- Emergency Battery Pack, 1400 Lumens

Notes:

¹Made to order items. Minimum 90 day lead time. Minimum 500 order quantity.

²DLC Listed

³DLC Premium Listed