



NAME: LED Shoebox Light

Note: The Letter Z in P/N stands for

AM: ADJUSTABLE FITTER MOUNTING

DM: DIRECT MOUNTING

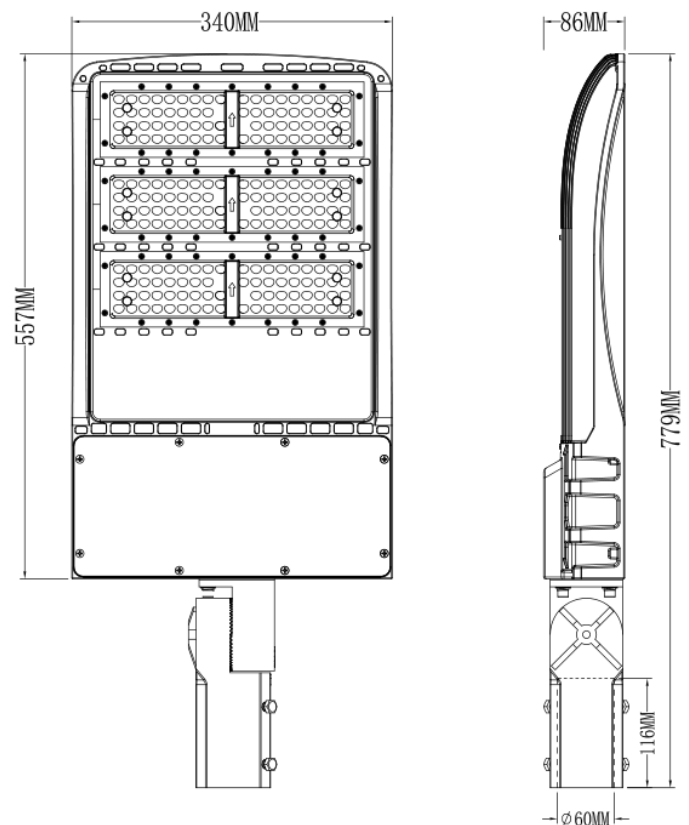
YM: YOKE MOUNTING

Advantage:

- UL cUL DLC certificate
- PHILIPS LUMILEDS Chip, high CRI
- Mean Well IP65 driver, input voltage 100-277VAC
- No UV or IR in the beam
- Easy to install and operate
- Energy saving, long lifespan
- Light is soft and uniform, safe to eyes
- Instant start, NO flickering, NO humming
- Green and eco-friendly without mercury.

Application:

- 1. Outdoor basketball court, tennis court.
- 2. Badminton court, the football field.
- 3. The school playground, stadium.
- 4. Community leisure entertainment plaza, road lamp etc.



Product Specifications

Product name	LED Shoebox Light
Part No	SBC-185W-120V-50K
Light Type	Shoebox Light
Dimension	779*340*86mm

Technical Characteristic

Color temperature	3000K	3500K	4000K	5000K	5700K
CRI	>70				
Lumen	24000-27000LM				
Lumen Efficacy	130-145 LM/W				
Input Power	185W				
Viewing Angle	150*85 Degree (Type III)				
Input Voltage	100-277V 50/60Hz				
Driver model	HLG-185H-48B (1-10Vdc Dimmer)				
PFC	>0.9				
Waterproof Rating	IP65				

Materials

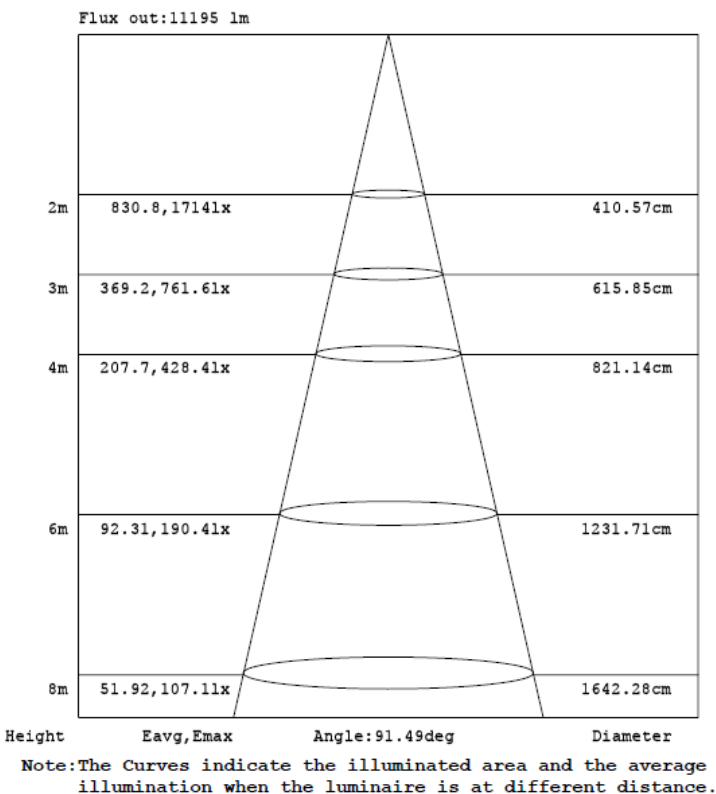
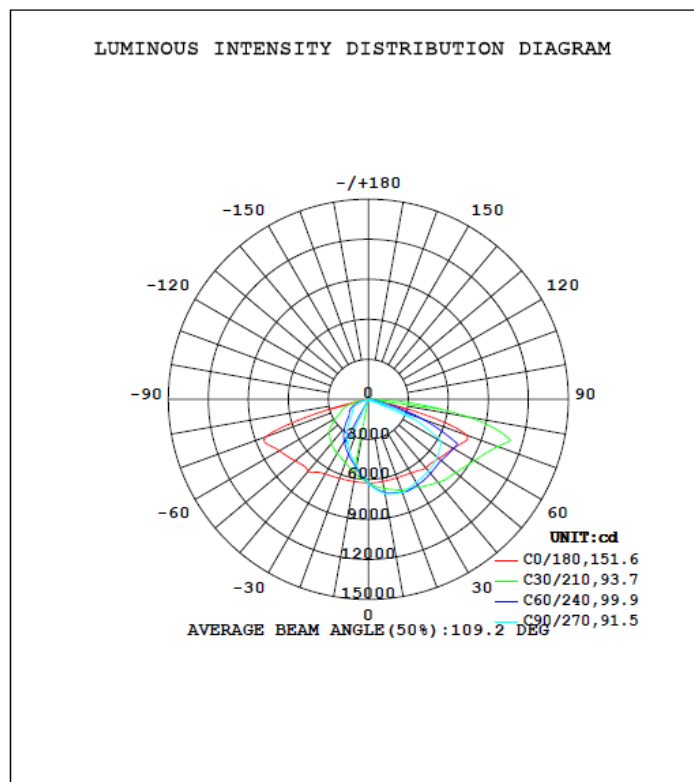
LED Brand	PHILIPS LUMILEDS
LED Type	LUXEON 3030 2D (1.5W)
LED QTY	210PCS
Housing	Aluminum Alloy
Housing color	Black
Optional Accessory	Photocell / Surge protector / Motion sensor
Operating Temperature	-20℃ TO 45℃
Operating Humidity	20%-90% RH
Storage Temperature	-30℃ TO 80℃

Others

Storage Humidity	10%-95%
Application	Outdoor
Safety Certification	UL、cUL、DLC
Warranty Time	5 Years

Light Distribution Testing Parameters


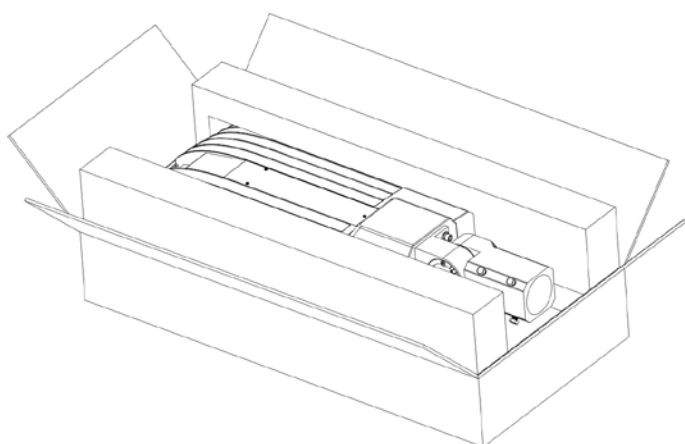
DATA OF LAMP		PHOTOMETRIC DATA Eff: 143.95 lm/W			
MODEL		I _{max} (cd)	11982	S/MH (C0/180)	1.69
NOMINAL POWER(W)	185	LOR (%)	100.0	S/MH (C90/270)	0.82
RATED VOLTAGE (V)	120	TOTAL FLUX (lm)	26945	η UP, DN (C0-180)	0.0, 70.3
NOMINAL FLUX (lm)	26945.4	CIE CLASS	DIRECT	η UP, DN (C180-360)	0.0, 29.7
LAMPS INSIDE	1	η up (%)	0.0	CIBSE SHR NOM	1.50
TEST VOLTAGE (V)	120	η down (%)	100.0	CIBSE SHR MAX	1.55



Package

Lamp Net Weight: 10.6 KG/PC

	Size	Qty/Carton	Weight/Carton
Outer box	820*390*145 MM	1	11.3 KG



Notice For User

- ◆ Please turn off power before install or change assembly parts.
- ◆ The input voltage and lamps should be matched, after connecting the power line, Please make sure the wiring section is insulated.
- ◆ No-professionals, must not install and disassemble the lamps.

Trouble Shootings

Troubles	Check points
Flickering of the light	Turn off the power and turn on again in 3 minutes. If same phenomena occur, then call agencies
Out of working	Please check the connection