

FEATURES & SPECIFICATIONS

INTENDED USE

Designed to convert 4' or 8' T12 or T8 industrial and strip fixtures to more efficient T8, T5 or LED technology. Choose between retrofitting with a reflector for enhanced performance or simply a ballast cover. Both kits utilize a Universal Socket Bracket engineered to fit most fluorescent channels from 4" to 5.25" in width. The Reflector/Ballast Cover mount to socket brackets with two quarter-turn fasteners for easy maintenance after retrofit is complete. The Universal Socket Bracket ships flat and easily folds to fit channels and requires only simple hand tools.

LAMP


1, 2 or 3 lamp positions

MOUNTING

The SRK universal strip retrofit kit mounts easily, requiring only simple hand tools. The process includes removal of the existing ballast cover(s) and removal of the existing socket brackets and ballast. The new reflector is then attached to the existing strip channel with a universal socket bracket and self-tapping screws. The universal socket bracket can fit channels from 4" to 5 1/4" in width. The reflector serves as the ballast cover. Mount and connect new ballast to sockets. Close the reflector using captive quarter turns and install lamps.

REFLECTORS

Precision formed, high performance, premium mirrored specular reflector or enhanced white reflector.



ELECTRICAL

Lamps are secured with rotary locking lamp sockets for ease of relamping and to reduce lamps disconnecting due to vibration or incidental contact. Suitable for damp locations. Lamp sockets accepts No. 18 gauge wire, either solid, solder dipped or twisted-tinned or fuse wire.

LISTING

Fixture and Ballast: UL Listed.

Thermally protected, class P, HPF, Non PCB

TYPICAL OPTIONS AND ACCESSORIES

Emergency ballasts, whips, wire guards and tube guards. See options page at the end of the T02STRIP section, or contact factory for more details.

ORDERING INFORMATION

Example: **SKR232M20LMV**

SK	R	2	32		M20		MV	
Series SK	Type R Reflector C Ballast Cover	# of Lamps 1 2 3	Lamp Type 32 T8 28 T5 54 T5HO	Strip Length Blank 4" strip 8 8' Tandem Strip	Reflector/Ballast Cover W10 High Reflectivity White M20 High Reflectivity Silver B4 4.25" Ballast Cover B5 5" Ballast Cover	Socket Type I (For Instant Start Ballast) P (For Program Start Ballast)	Ballast Type* Blank (No Ballast Included) MV (Multi Volt Ballast) PMV (Program Start Ballast)	Configuration Blank (Components Bulk Packed and Unassembled) W (Wire Ballasts and Socket Together)

Notes:

[1] See end of T02Grid for many additional lamps, ballasts, finishes, and options.

Notes:

- [1] See end of T02Grid for many additional lamps, ballasts, finishes, and options.
- [2] HiLume and multivolt dimming ballasts available for T8 lamps only.
- [3] Dimming ballasts available for T8 & T5HO lamps only.


SKR

Universal Strip Retrofit Kit w/ Reflector



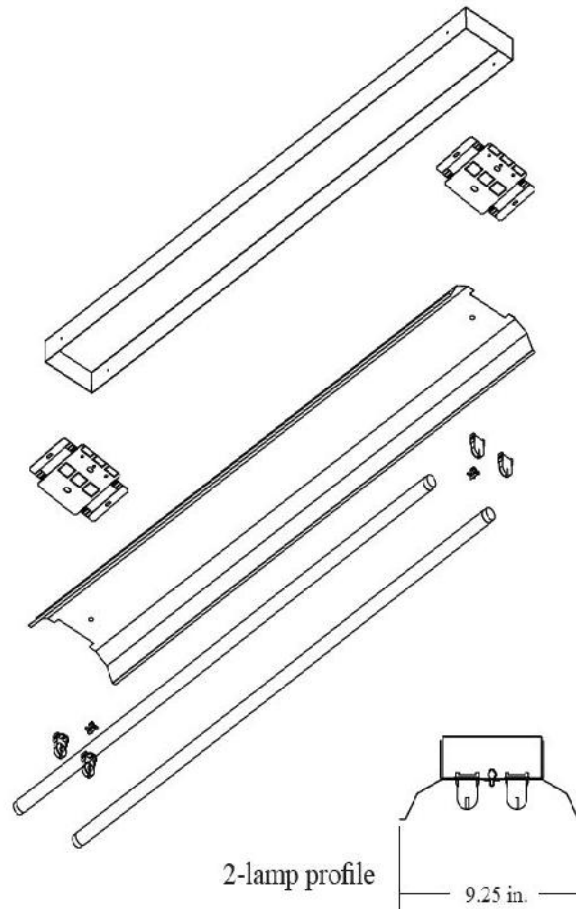
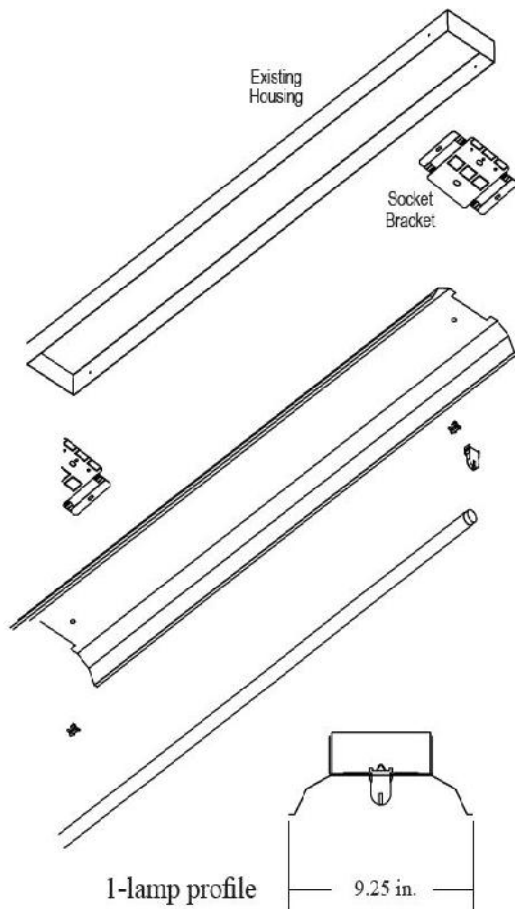
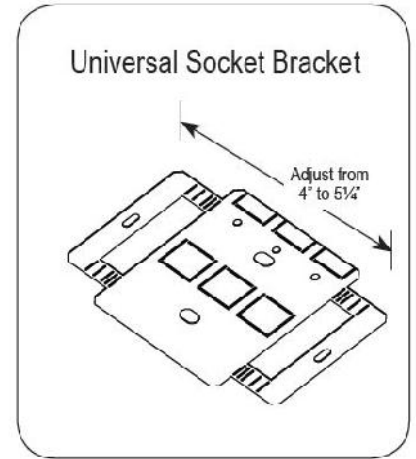
TEXAS

FLUORESCENTS



DIMENSIONS

All dimensions are inches. Specifications subject to change without notice.



Catalog Number:

Notes:

Texas Fluorescents

2055 Luna Rd. Suite 142 Carrollton, TX 75006

Phone: 972-247-3171 Fax: 972-247-0200

www.texasfluorescents.com email: sales@texasfluorescents.com


SKR

Universal Strip Retrofit Kit w/ Reflector



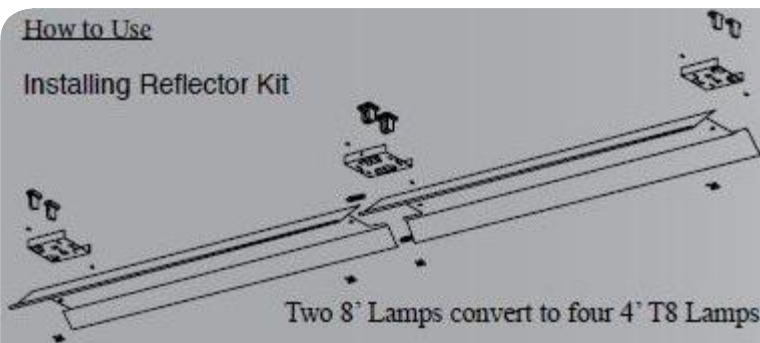
TEXAS

FLUORESCENTS




How to Use

Installing Reflector Kit



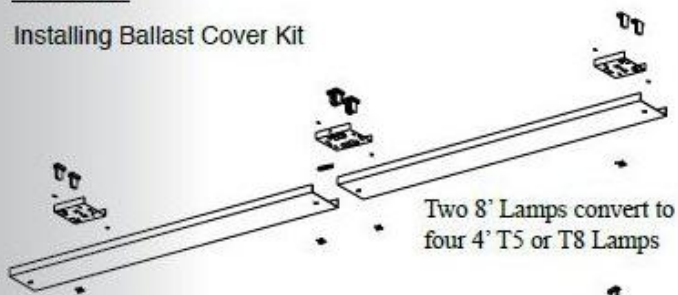
Two 8' Lamps convert to four 4' T8 Lamps



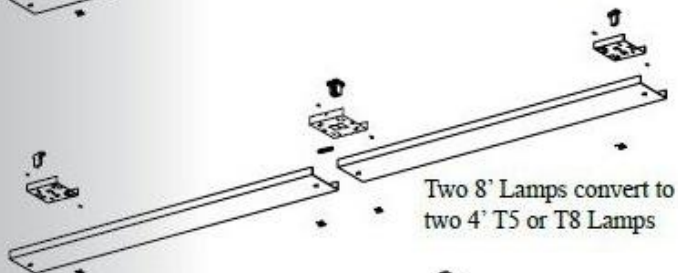
Two 4' Lamps convert to one 4' T8 Lamps

How to Use

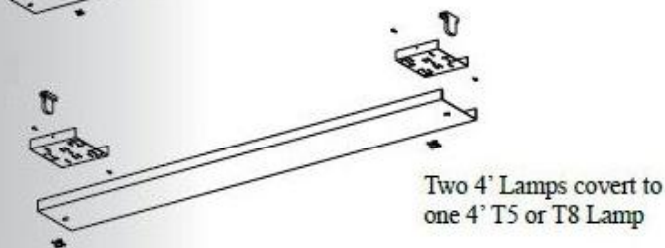
Installing Ballast Cover Kit



Two 8' Lamps convert to
four 4' T5 or T8 Lamps



Two 8' Lamps convert to
two 4' T5 or T8 Lamps



Two 4' Lamps convert to
one 4' T5 or T8 Lamp

Catalog Number:

Notes:

Texas Fluorescents

2055 Luna Rd. Suite 142 Carrollton, TX 75006

Phone: 972-247-3171 Fax: 972-247-0200

www.texasfluorescents.com email: sales@texasfluorescents.com