

FEATURES AND SPECIFICATIONS

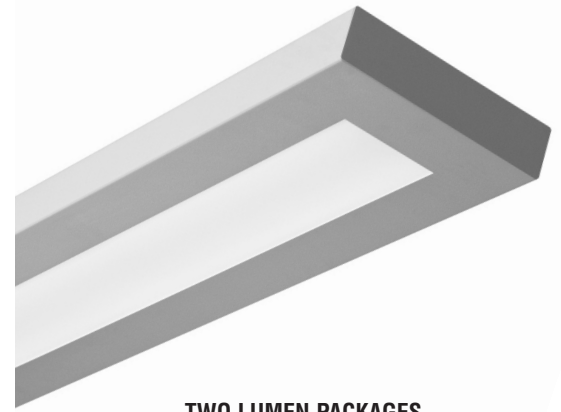
Texas Fluorescents introduces LED low profile rectilinear Lighting that can be pendant mounted individually. Ideal for general lighting applications in both commercial and residential applications for circulation spaces, high impact areas and kitchen islands and home offices. The versatility and clean styling makes this an ideal choice in many applications.

SIZE W x L x H in inches

4ft. - 7.60" x 48" x 1.9"
8ft. - 7.60" x 96" x 1.9"

MOUNTING

Mount with 4' adjustable cable (2 for 4' unit or 8' unit, included). Consult factory for longer cables.



TWO LUMEN PACKAGES

Available in Standard Output and High Output lumen packages.

ORDERING INFORMATION

Example: SLPFR48LF48W4800LDMV40KWHHC401WH

4 FT-UP LIGHT ONLY or DOWN LIGHT ONLY


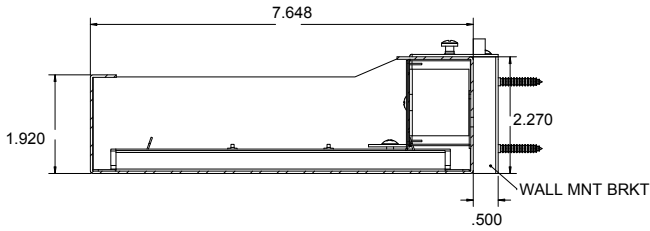
SLP	FR	48L	F48W4800L	DMV	40K	WH	HC401	WH
Series	Lens *	Size	Driver*		Finish		Finish	
SLP Low Profile Pendant SLW Low Profile Wall Mount	MW White Lens FR Frosted Lens	48L 48"	DMV 0-10V Dimming * For Field installed DMVFID 0-10V Dimming * Factory installed		WH White SL Metallic Silver RD Red IN Iron BK Black		WH White BK Black BKWH Black cord & White Canopy	
Wattage and Lumen			Color Temperature			Cable Kit		
F24W2400L 24 System Watts, 2400 Delivered Lumens			30K 3000K			HC401 4 ft. Cable kit with 3 wires Cord		
F48W4800L 48 System Watts, 4800 Delivered Lumens			35K 3500K			HC402 8 ft. Cable kit with 3 wires Cord		
			40K 4000K			HC4015W 4 ft. Cable kit with 5 wires Cord		
			50K 5000K			HC4025W 8 ft. Cable kit with 5 wires Cord		

4 FT-UP LIGHT and DOWN LIGHT

Example: SLPFR48LUF36WD18WDMV40KWHHC401WH

SLP	FR	48L	UF36WD18W	DMV	40K	WH	HC401	WH
Series	Lens *	Size	Driver		Finish		Finish	
SLP Low Profile Pendant SLW Low Profile Wall Mount	MW White Lens FR Frosted Lens	48L 48"	DMV 0-10V Dimming * For Field installed DMVFID 0-10V Dimming * Factory installed		WH White SL Metallic Silver RD Red IN Iron BK Black		WH White BK Black BKWH Black cord & White Canopy	
Wattage and Lumen			Color Temperature			Cable Kit		
UF12WD24W Up Light 12 System Watts, Down Light 24 System Watts, 3600 Delivered Lumens			30K 3000K			HC401 4 ft. Cable kit with 3 wires Cord		
UF18WD36W Up Light 18 System Watts, Down Light 36 System Watts, 5400 Delivered Lumens			35K 3500K			HC402 8 ft. Cable kit with 3 wires Cord		
UF36WD18W Up Light 36 System Watts, Down Light 18 System Watts, 5400 Delivered Lumens			40K 4000K			HC4015W 4 ft. Cable kit with 5 wires Cord		
			50K 5000K			HC4025W 8 ft. Cable kit with 5 wires Cord		

Wall Mount Dimensions



8 FT-UP LIGHT ONLY or DOWN LIGHT ONLY

Example: SLPFR96LF96W9600LDMV40KWHHC401WH

SLP	FR	96L	F96W9600L	DMV	40K	WH	HC401	WH
Series	Lens *	Size	Driver		Finish		Finish	
SLP Low Profile Pendant	MW White Lens FR Frosted Lens	96L 96"	DMV 0-10V Dimming * For Field installed DMVFID 0-10V Dimming * Factory installed		WH White SL Metallic Silver RD Red IN Iron BK Black		WH White BK Black BKWH Black cord & White Canopy	
SLW Low Profile Wall Mount	Wattage and Lumen		Color Temperature		Cable Kit			
	F48W4800L	48 System Watts, 4800 Delivered Lumens	30K	3000K	HC401	4 ft. Cable kit with 3 wires Cord		
	F96W9600L	96 System Watts, 9600 Delivered Lumens	35K	3500K	HC402	8 ft. Cable kit with 3 wires Cord		
			40K	4000K	HC4015W	4 ft. Cable kit with 5 wires Cord		
			50K	5000K	HC4025W	8 ft. Cable kit with 5 wires Cord		

8 FT-UP and DOWN LIGHT

Example: SLPFR96LUF24WD48WDMV40KWHHC401WH

SLP	FR	96L	UF24WD48W	DMV	40K	WH	HC401	WH
Series	Lens *	Size	Driver		Finish		Finish	
SLP Low Profile Pendant	MW White Lens FR Frosted Lens	96L 96"	DMV 0-10V Dimming * For Field installed DMVFID 0-10V Dimming * Factory installed		WH White SL Metallic Silver RD Red IN Iron BK Black		WH White BK Black BKWH Black cord & White Canopy	
SLW Low Profile Wall Mount	Wattage and Lumen		Color Temperature		Cable Kit			
	UF24WD48W	Up Light 24 System Watts, Down Light 48 System Watts, 7200 Delivered Lumens	30K	3000K	HC401	4 ft. Cable kit with 3 wires Cord		
	UF36WD72W	Up Light 36 System Watts, Down Light 72 System Watts, 10800 Delivered Lumens	35K	3500K	HC402	8 ft. Cable kit with 3 wires Cord		
			40K	4000K	HC4015W	4 ft. Cable kit with 5 wires Cord		
			50K	5000K	HC4025W	8 ft. Cable kit with 5 wires Cord		

Catalog Number:
Notes:



Texas Fluorescents
Reinvented

SLP/SLW Series

Low Profile Pendant Lighting

FLUORESCENT

ORDERING INFORMATION

Example: SLP2328MVWHHC401WH

SLP	2	32	8	MV	WH	WH	HC401	WH
Series SLP Low Profile Pendant Lighting	Lamp Count 2 or 3* Lamps not included *3 Lamp for T5 only	Lamp Type 32 48" in. T8 54 46" in. T5HO	Tandem Code Blank No Tandem 8 8ft Tandem	Ballast & Voltage E120 Electronic, 120V E277 Electronic, 277V MV Electronic, Multivolt (120-277) H120 Electronic, 120V Hi-Lume [3] H277 Electronic, 277V Hi-Lume [3] H MV Electronic, Multivolt Hi-Lume [3]	Finish WH White SL Metallic RD Red IN Iron BK Black	Options [1] TR Top reflector for all downlight TR10 Top reflector with 10% uplight EM Emergency ballast 500 lumens EM14 Emergency ballast 1400 lumens	Cable Kit HC401 4 ft. cable kit HC402 8 ft. cable kit	Cord & Canopy Finish WH White BK Black BKWH Black cord/ White Canopy

Note: EM14 required for T5HO Lamps

Catalog Number:

Notes: