



JOB NAME:

CAT#:

TYPE:

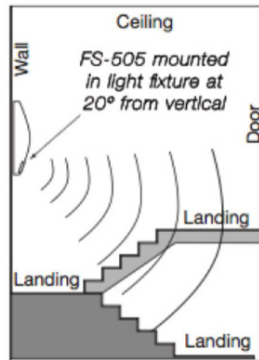
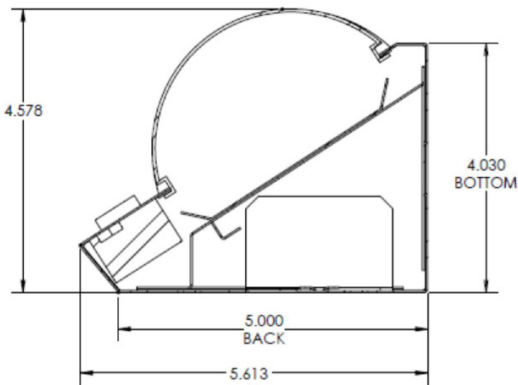
### APPLICATIONS

Typical applications for this series include open office cubicles, offices, conference rooms, restrooms, stairwells, and hallways. The housing is post powder painted, die-formed, 20 gauge steel with aluminum end caps. The optional Smart Sense technology provides superior detection in hard surfaced areas, such as stairwells and hallways and features Bi-level lighting control. Smart Sense technology can yield energy savings upwards of 50% for fixtures that are normally on 24/7 all year long, while providing adequate illumination for safety and egress.

### FEATURES & BENEFITS

- Optional Ultrasonic Smart Sensor
- Continuous row mounting
- Post painted powder coat finish
- White standard, custom colors available
- L70 > 60000 hrs
- Min 80 CRI
- 5 year warranty
- <sub>c</sub>ETL<sub>us</sub> listed

### DIMENSIONS



FS-505 Mounted in Stairwell

STW with optional Smart Sense

Ultrasonic technology for open area detection and line-of-sight obstructions.

**SNS200** Occupancy Sensor w/  
Daylight Harvesting



Dimensions and specifications subject to change without notice.



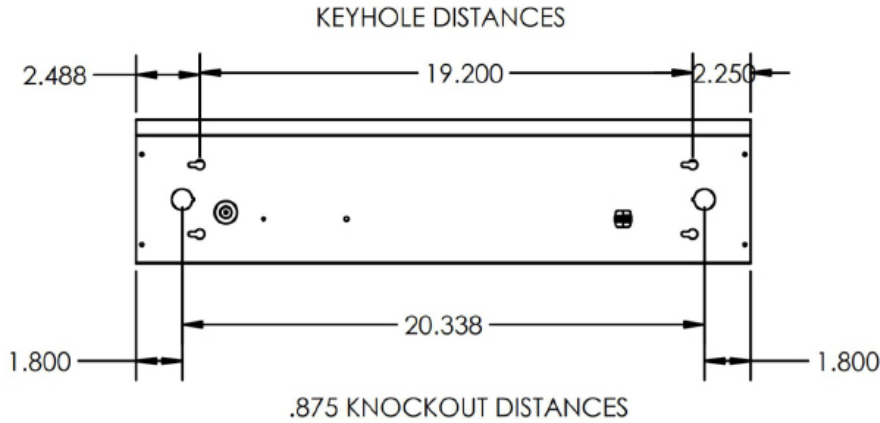
JOB NAME:

CAT#:

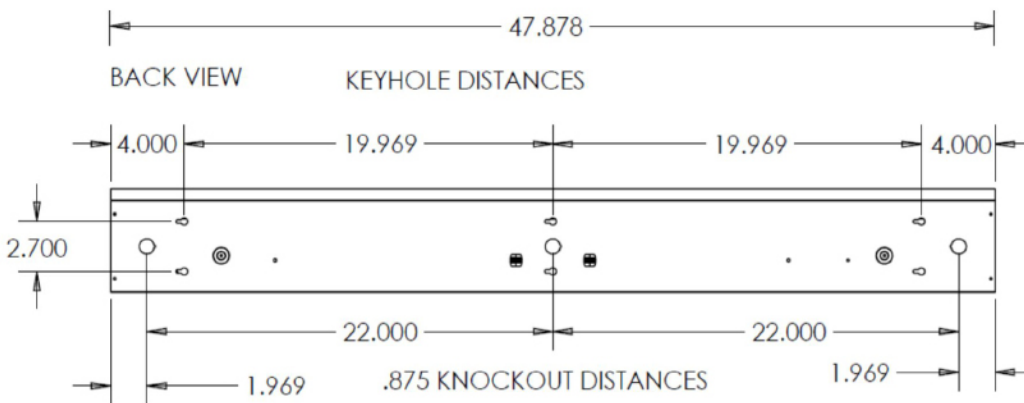
TYPE:

**DIMENSIONS**

**2 ft Dimensions**



**4 ft Dimensions**



Dimensions and specifications subject to change without notice.





**JOB NAME:**

**CAT#:**

**TYPE:**

**ORDERING**

EXAMPLE: STW R 24 LED 15 DMV 30 EM

STW		LED					
1. SERIES	2. LENS	3. SIZE	4. GEAR	5. WATTAGE/LUMENS	6. DRIVER*	7. FINISH	8. COLOR TEMP
<b>STW</b>	<b>R</b> Round	<b>24</b> 24" <b>48</b> 48"	<b>LED</b>	<u><b>2 ft.</b></u> <b>15</b> 15W 2050 Lumens <b>24</b> 24W 3000 Lumens <u><b>4 ft.</b></u> <b>48</b> 48W 6000 Lumens <b>57</b> 57W 6900 Lumens	<b>DMV</b> Dimming multivolt 120-277V 0-10V  *Consult for Triac dimming	<b>Blank</b> White <b>BK</b> Black <b>SL</b> Silver <b>IN</b> Iron <b>BZ</b> Bronze	<b>30</b> 3000K <b>35</b> 3500K <b>40</b> 4000K <b>50</b> 5000K

9. EM	10. OPTIONAL SMART SENSE
<b>EM</b> 10 Watts, 1600 Lumens Battery Backup	<b>SS-10</b> 10% <b>SS-20</b> 20% <b>SS-30</b> 30% <b>SS-40</b> 40% <b>SS-50</b> 50% <b>SS-60</b> 60% <b>SS-70</b> 70% <b>SS-80</b> 80% <b>SS-90</b> 90%

Dimensions and specifications subject to change without notice.

