

Catalog #:	
Project :	
Type :	Date:
Notes:	

LED Full Cut-Off Wall Pack

TK-WP02™ SERIES

DESCRIPTION

Exceptional energy efficient luminaire for perimeter & security lighting. Glass Lens and Aluminum Die-Cast Body. 100% Mercury & Lead Free.

APPLICATIONS

Ideal for lighting building facade, hotels, retail , hospitality and industrial spaces. Replaces Metal Halide Wall Packs for higher energy efficiency and savings.



QUICK SHIP:

TK-WP02-80L-S-50K

TK-WP02-120L-S-50K



Specification Features

Controls / Dimming

High quality isolated driver; 0-10V Dimmable; Flicker free. Optional Photo-cell. Heavy duty die-cast aluminum body, fully sealed, dirt & bug proof.

Warranty

5 Years Limited Warranty. See warranty documentation for more information.

Certification

It complies with ETL and DLC certification, safe and reliable. IP65 Rated.

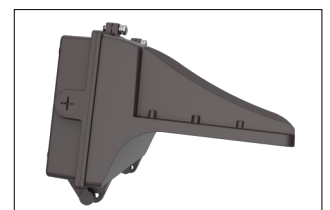
Installation / Mounting

Luminaire is easy to Surface Mount install.

Ordering Information

Example: TK-WP02-120L-50K

TK	WP02	120L	50K	[Blank]	[Blank]
Brand	Series	Nominal Wattage	Color Temp	Diffuser Type	Optics Light
TK	WP02 Traditional Glass Lens Wall Pack	L - 20W L - 40W L - 60W L - 80W L - 100W L - 120W Field Adjustable Wattage	50K 5000K	[Blank] Clear	[Blank] Glass Refractor Lens
[Blank]					
Controls/Mounting/Options					
OS	On/Off Occupancy Sensor				
PC	Dusk Till Dawn Photocell				
EM	Emergency Battery Backup				
480V	AC347-480V Driver				



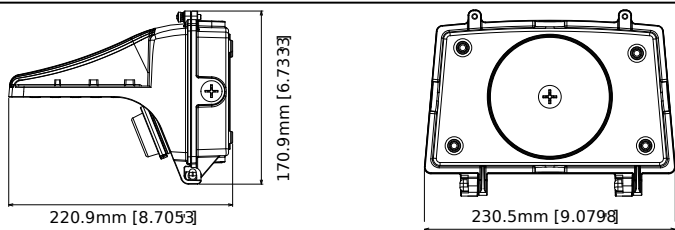
Lighting Parameters

Input Voltage	120-277VAC
CCT	5000K
CRI	Ra>70
Luminous efficacy	125lm/w (±10%)
PF	≥ 0.90
Driver Efficiency	87%
THD	< 20%
Working temperature	-40°F~113°F
Storage temperature	-22°F~140°F
IP Rating	IP65 Rated

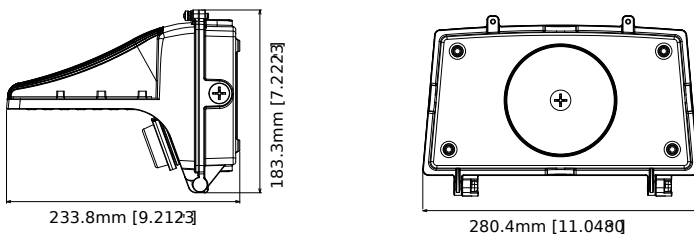
Product Features

- Input Voltage: 120-277V / 120V-347V, 0-10V dimming, no IP issue, CRI>70.
- CCT color: 5000K (other CCT available for special order)
- UV-resistant polycarbonate refractor lens.
- Optional photocell and motion sensor for increased energy saving.
- With our latest in LED technology you will save up to 85% on energy costs and save hundreds of dollars.
- Optional emergency batter backup for all wattages.
- Accessories & Replacement Parts
 - > Dark Sky
 - > Replacement Glass Lens

Product Dimension



20W/40W/60W/80W



100W/120W

Part Number	L	W	H
TK-WP02-20W/40W/60W/80W	9.08"	6.73"	8.71"
TK-WP02-60W/80W/100W/120W	11.05"	7.23"	9.2"



Plug and play Microwave Motion Sensor

Product Information

Model	Description	Input Watts	Delivered Lumens	Universal Voltage (VAC)	THD	Power Factor	Lumen Efficiency
TK-WP02-20L	Traditional LED Wallpack	20W	2600	120-277	20%	≥0.9	130Lm/W
TK-WP02-40L	Traditional LED Wallpack	40W	5200	120-277	20%	≥0.9	130Lm/W
TK-WP02-60L	Traditional LED Wallpack	60W	7800	120-277	20%	≥0.9	130Lm/W
TK-WP02-80L	Traditional LED Wallpack	80W	10400	120-277	20%	≥0.9	130Lm/W
TK-WP02-100L	Traditional LED Wallpack	100W	13000	120-277	20%	≥0.9	130Lm/W
TK-WP02-120L	Traditional LED Wallpack	120W	15600	120-277	20%	≥0.9	130Lm/W

