

## LED Slim Fit Recessed Downlights

### CCT SELECTABLE - ROUND



### Five Color Temperatures, One Slim Fit Downlight

Topaz's Slim Fit Recessed Downlight is now 5 CCT selectable. Choose from five color temperatures with one convenient switch, right on the job site. The improved half-inch profile design is approved for IC and non-IC applications. Quick-connects and a remote J-box offer easy installation. Extension cables and frame-in kits allow for versatile applications in new construction and retrofit projects.

### FEATURES

- 5 CCT selectable switch: 2700K, 3000K, 3500K, 4000K and 5000K
- Enhanced low profile design with 1/2" ultra-thin white aluminum die-cast trim and acrylic lens
- Easy to install with spring clips and quick-connects without the need of housings
- IC Rated, approved for use in insulated ceiling and non-insulated ceiling
- Airtight certified per ASTM-E283
- Remote J-box provides flexibility in mounting
- T24 JA8: Can be used to comply with California Energy Commission's High Efficacy LED light source requirements

### SUGGESTED APPLICATIONS

- Retrofit and new construction
- Commercial, residential and multi-family buildings
- Low clearance areas, closets, stairwells, soffits, bathroom, and living areas



## LED Slim Fit Recessed Downlights

### CCT SELECTABLE- ROUND

### GENERAL SPECIFICATIONS

**Input Voltage, Frequency:** 120V, 60Hz  
**Power Factor:** >0.9  
**Efficacy:** Up to 89 LPW  
**CRI:** 90  
**Functional Life (L70):** 50,000 hours

**CCT:** 2700K | 3000K | 3500K | 4000K | 5000K  
**Location Rating:** Wet  
**IC Rated (Insulation Contact)**  
**AT Rated (Airtight)**  
**Beam Angle:** 110°

### ITEM SPECIFICATIONS / ORDER INFO

| Catalog Number     | Order Code | UPC          | Lumens | Wattage | Ambient Operating Temperature | Input Current | Dimmable Range | ENERGY STAR |
|--------------------|------------|--------------|--------|---------|-------------------------------|---------------|----------------|-------------|
| RDL/3RND/8/5CTS    | 71084      | 751338038653 | 530    | 8W      | -4°F to 113°F                 | 0.09A         | Down to 5%     | Y           |
| RDL/4RND/9/5CTS    | 70885      | 751338034853 | 550    | 9W      | -4°F to 104°F                 | 0.10A         | Down to 5%     | Y           |
| RDL/6RND/12/5CTS   | 70886      | 751338034860 | 850    | 12W     | -4°F to 104°F                 | 0.15A         | Down to 5%     | Y           |
| RDL/6RND/12HL/5CTS | 70887      | 751338034877 | 1,050  | 12W     | -4°F to 104°F                 | 0.15A         | Down to 5%     | Y           |
| RDL/8RND/18/5CTS   | 71085      | 751338038660 | 1,600  | 18W     | -4°F to 104°F                 | 0.2A          | Down to 10%    | Y           |

### NOMENCLATURE

**Example:** RDL/3RND/8/5CTS

**RDL** = Recessed Downlight LED / **3RND** = 3" Round / **8** = 8 Watts / **5CTS** = 5 Color Temperature Selectable  
**4RND** = 4" Round / **9** = 9 Watts  
**6RND** = 6" Round / **12** = 12 Watts / **HL** = High Lumen  
**8RND** = 8" Round / **18** = 18 Watts

### ACCESSORIES (SOLD SEPARATELY)

| Catalog Number      | Order Code | UPC          | Description   |
|---------------------|------------|--------------|---|
| RDL4-FRAME KIT      | 77223      | 751338023086 | Frame-In Kit for use with 4" Downlight                              |
| RDL6-FRAME KIT      | 77225      | 751338023093 | Frame-In Kit for use with 6" Downlight                              |
| RDL/CBL/5CTS/6FT-46 | 71090      | 751338038684 | 6' Low Voltage Extension Cable for use with 3" Downlight            |
| RDL/CBL/5CTS/6FT-97 | 70880      | 751338035065 | 6' Low Voltage Extension Cable for use with 4", 6" and 8" Downlight |

Extension Cables can be connected together up to a maximum of 20 feet between the driver and the downlight.

### ENERGY SAVINGS

| Catalog Number                              | LED Wattage | Incandescent Replacement Wattage | Watts Saved | Yearly Savings | 5 Year Savings |
|---|-------------|----------------------------------|-------------|----------------|----------------|
| <b>Based on 12 hours/day and \$0.11/kWh</b> |             |                                  |             |                |                |
| RDL/3RND/8/5CTS                             | 8W          | 50W                              | 42W         | \$20.24        | \$101.18       |
| RDL/4RND/9/5CTS                             | 9W          | 60W                              | 51W         | \$24.57        | \$122.86       |
| RDL/6RND/12/5CTS                            | 12W         | 75W                              | 63W         | \$30.35        | \$151.77       |
| RDL/6RND/12HL/5CTS                          | 12W         | 100W                             | 88W         | \$42.40        | \$211.99       |
| RDL/8RND/18/5CTS                            | 18W         | 100W                             | 82W         | \$39.51        | \$197.54       |

#### NOTES:

Dimming-This product is designed to be compatible with most leading-edge type incandescent and LED style dimmers. Product performance may vary depending on dimmer manufacturer and circuit loading. Visit [www.topaz-usa.com/led-dimmer-compatibility](http://www.topaz-usa.com/led-dimmer-compatibility) for up-to-date dimmer compatibility information.

Specifications subject to change without prior notice. Replacement wattage shown depends on application and fixture.

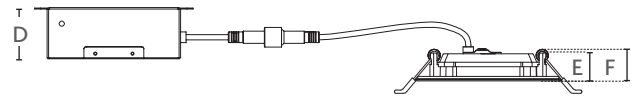
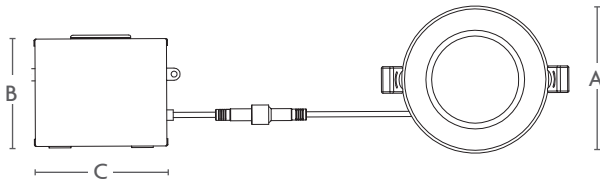
This device complies with Part 15 of the FCC Rules. Operation is subject to the following two conditions: (1) this device may not cause harmful interference, and (2) this device must accept any interference received, including interference that may cause undesired operation.

## LED Slim Fit Recessed Downlights

### CCT SELECTABLE- ROUND

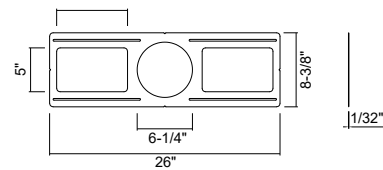
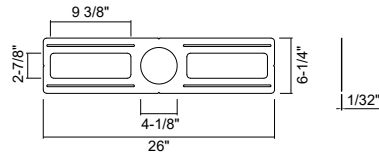
#### PRODUCT DIMENSIONS / LINE DRAWING

| Catalog Number     | (A)   | (B)  | (C)  | (D)  | (E)  | (F)   | Cutout Size | Weight    |
|--------------------|-------|------|------|------|------|-------|-------------|-----------|
| RDL/3RND/8/5CTS    | 3.86" | 2.8" | 3.5" | 1.4" | 0.5" | 0.71" | 3.27"       | 0.65 Lbs. |
| RDL/4RND/9/5CTS    | 4.8"  | 3.4" | 3.5" | 1.3" | 0.5" | 0.8"  | 4.25"       | 0.7 Lbs.  |
| RDL/6RND/12/5CTS   | 6.8"  | 3.4" | 3.5" | 1.3" | 0.5" | 0.9"  | 6.375"      | 1 Lb.     |
| RDL/6RND/12HL/5CTS | 6.8"  | 3.4" | 3.5" | 1.3" | 0.5" | 0.9"  | 6.375"      | 1 Lb.     |
| RDL/8RND/18/5CTS   | 8.66" | 3.4" | 3.5" | 1.3" | 0.5" | 0.66" | 8.25"       | 0.92 Lbs. |



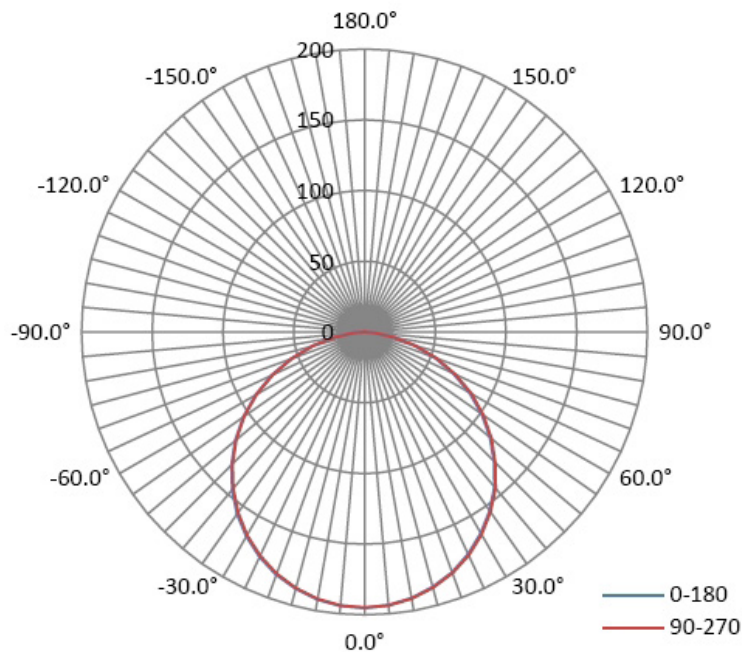
**4" Frame Kit**

**6" Frame Kit**



#### POLAR PLOTS

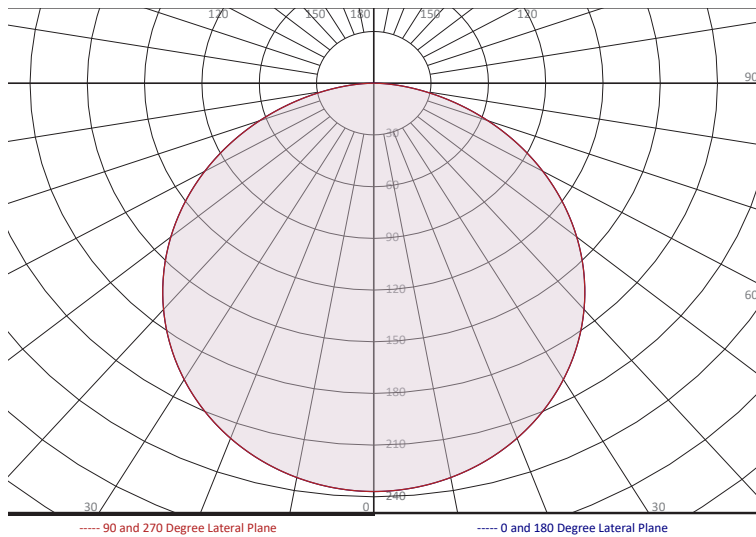
**3" Round 8W**



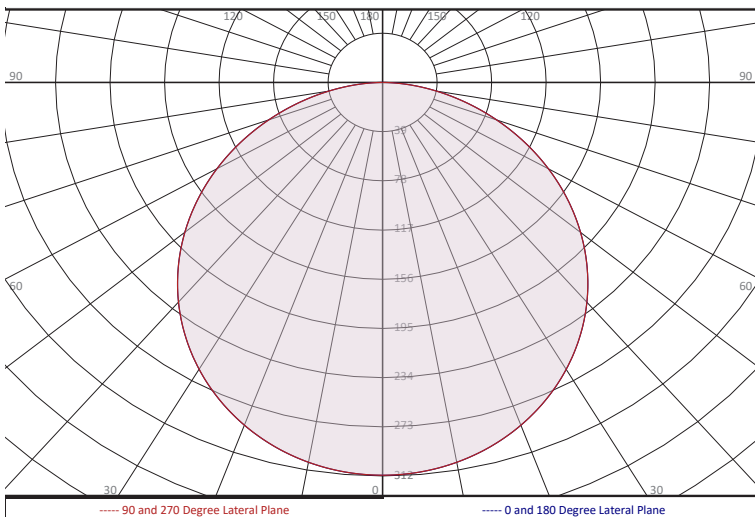
**LED Slim Fit Recessed Downlights**  
**CCT SELECTABLE- ROUND**

**POLAR PLOTS**

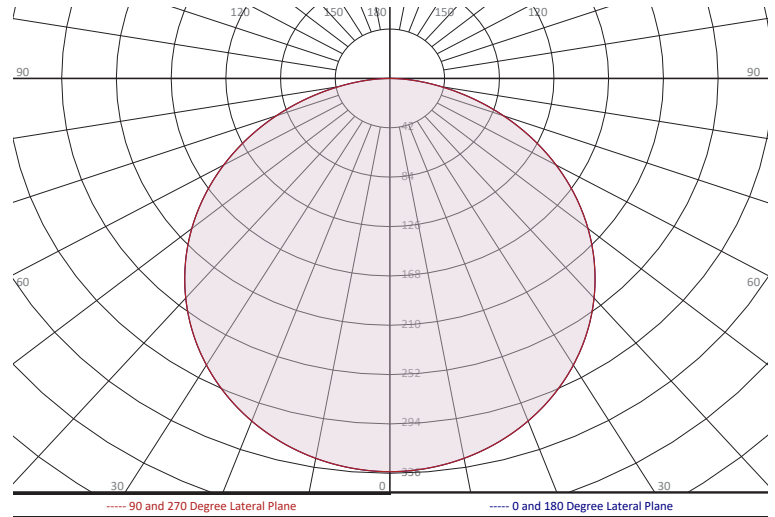
**4" Round 9W**



**6" Round 12W**



**6" Round 12W High Lumen**



**LED Slim Fit Recessed Downlights**  
CCT SELECTABLE- ROUND

**POLAR PLOTS**

**8" Round 18W**

