


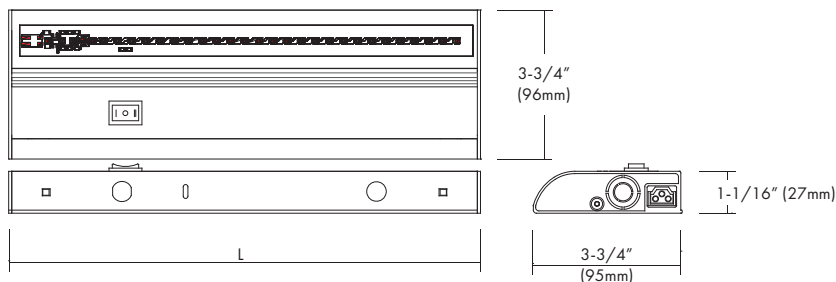
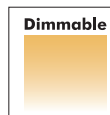
# UCLD

120VAC LED DoB Under Cabinet Light Series



Catalog #		Type
Project		Date
Prepared by		

**LED**



## DESCRIPTION

- Heavy duty extruded aluminum body and flip cover with rocker switch.
- High impact, white translucent plastic lens with internal linear ribs to diffuse and evenly distribute light.
- Plastic end caps with male and female receptacles for power cords, link cable connectors or direct connectors for linking end to end fixtures.
- Listed for both of Portable lamps (UC153) with power cord set and Permanent, hardwire fixtures (UC1598) with knock outs for 1/2" size conduit and Romex cable in end caps and back of units.
- 120VAC LED DoB module with integrated IC chip imbedded on board with 10~100% triac dimming with most of leading and trailing edge triac switches on the market.
- Available in 6 lengths and wattages from 12"L (4.5W) through 48"L (16.7W).
- Rated Life: 5 years/50K hours.

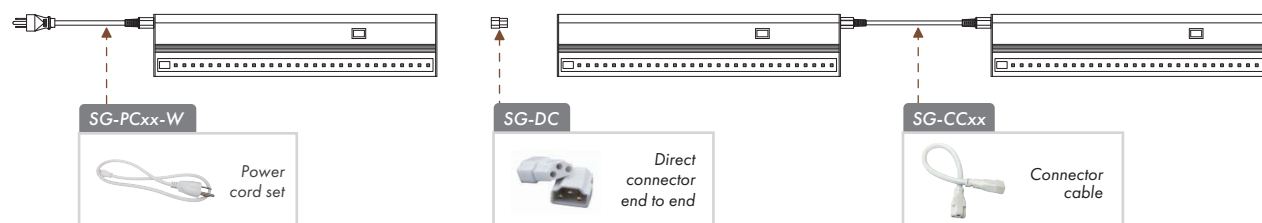
Specification			
Model #	Total Length (L)	Wattage	Output Lumens
UCLD 1204	12" (305mm)	4.5W	270 lm
UCLD 1807	18" (460mm)	6.8W	420 lm
UCLD 2108	21" (534mm)	7.9W	460 lm
UCLD 2409	24" (610mm)	9W	580 lm
UCLD 3612	36" (915mm)	12.4W	800 lm
UCLD 4818	48" (1,220mm)	16.7W	1,070 lm

### Optional Accessories

- 2' to 12' power cord sets (SG-PCXX).
- 6" to 36" flexible cables with both ends connectors (SG-CCxx) or direct "end to end" connection (SG-DC).
- 277VAC to 120VAC step down transformer (TL27-12).

※ See additional Options below

### Linkable






### Limited Warranty

- LED Module: 5 years/50K hours
- Product: 3 years

### Listing

- cCSAus
- ENERGY STAR
- California Title 24

Optional Accessories	Part #	Description
	SG-PC24-W SG-PC72-W SG-PC96-W SG-PC144-W	2' Power Cord Set 6' Power Cord Set 8' Power Cord Set 12' Power Cord Set
	SG-PCL	6' Right Angle Power Cord Set
	SG-DC	Direct Connector
	SG-CC6 SG-CC12 SG-CC24 SG-CC36	6" Direct Connector End to End 12" Direct Connector End to End 24" Direct Connector End to End 36" Direct Connector End to End
	SG-CC6L SG-CC12L SG-CC24L SG-CC36L	6" Right Angle Direct Connector End to End 12" Right Angle Direct Connector End to End 24" Right Angle Direct Connector End to End 36" Right Angle Direct Connector End to End
	SG-BM SG-BM-SW	Junction Box for Hard Wire Connection Junction Box for Hard Wire Connection with On/Off Switch
	TL27-12-75W	75W, 277VAC to 120VAC Step Down Transformer (65W Max. Load)

## Ordering Information

Model	Length / Wattage	-Color Temp.*	Finishes*	-Options
UCLD = 120VAC DoB Under cabinet Lights	1204 = 12" / 4.5W 1807 = 18" / 6.8W 2108 = 21" / 7.9W 2409 = 24" / 9W 3612 = 36" / 12.4W 4818 = 48" / 16.7W	-27 = 2700K -30 = 3000K -35 = 3500K -40 = 4000K	WH = White Painted	-TL27-12-75W = 75W, 277VAC to 120VAC Step Down Transformer (65W Max. Load)  <b>Note:</b> See Optional Accessories above

Example : UCLD1807-30WH-SG-PC24-W-TL27-12-75W

\* Consult factory for other Color Temperatures and Finishes