

Project Name:

Part Number:

Type:




VS

## Linear Strip

407-478-3759  
www.ilp-inc.com

## FEATURES

- Architectural design LED Strip fixture
- Steel housing with white powdercoat finish
- 2ft, 4ft & 8ft lengths available
- Multiple dimming & sensor options to fully control occupied & unoccupied light levels
- Round frosted acrylic lens
- Ceiling, wall, or suspension mounting options
- Junction box cover included
- 3500K, 4000K & 5000K CCT
- >80 Color Rendering Index (CRI)
- Calculated L70 >100,000 hrs
- 0-10V Dimmable Driver (100%-10%)
- 120-277V Universal Voltage
- -4°F to 122°F Ambient Temperature Range
- 5 Year Warranty (standard); 10 Year Warranty Optional
- ETL Listed for Damp Location
- DesignLight Consortium® Standard Qualified Luminaire



## SUITABLE APPLICATIONS

- Education
- Healthcare
- Commercial Office
- Storage Facility
- Grocery Store
- Residential
- Industrial

## ORDERING GUIDE:

SERIES	WATTS	DRIVER	CCT	LENS	WARRANTY
VS2 Value Strip 2ft	2L	U 120-277V	50	☑ FRL Frosted Acrylic Lens	BLANK 5 Year
			40		10YR <sup>10</sup> 10 Year
VS4 Value Strip 4ft	3L 4L 6L		35		
VS8 Value Strip 8ft	6L 8L 12L				

OPTIONS		CONTROLS OPTIONS	
Factory Installed		Basic	
SD347 <sup>1,2</sup>	347V Step Down Transformer	FIOS <sup>3</sup>	On/Off Occupancy Sensor
SD480 <sup>1,2</sup>	480V Step Down Transformer	USBD <sup>3</sup>	User Selectable Bi-Level Dim Sensor
EM5	Factory Installed 5W LED Battery Backup	BDxx <sup>3</sup>	Preset Bi-Level Dim Sensor (xx=%eg.20,30)
EM7 <sup>2</sup>	Factory Installed 7W LED Battery Backup	BDxxPC <sup>3</sup>	Preset Bi-Level Dim Sensor w/ Photocell
EM7/HE <sup>2,8</sup>	Factory Installed 7W LED Battery Backup	DHPC <sup>3</sup>	Daylight Harvesting
EM10 <sup>2</sup>	Factory Installed 10W LED Battery Backup		
EM10/HE <sup>2,8</sup>	Factory Installed 10W LED Battery Backup		
EM10/HE-SD <sup>2,8</sup>	10W Factory Installed Self Diagnostic Battery Backup		
CORDx	Cord (x = ft)		
C6/4W <sup>9</sup>	6ft 4 wire cord with 3 leads to power, 1 lead to battery backup		
C6/5W	6ft 5 Wire cord with 3 leads to power and 2 leads to dimming		
CORD/6FT/6WIRE	6ft 6 Wire cord with 3 leads to power, 2 leads to dimming and 1 lead to battery backup		
C6/3W/L715P	Cord 6ft with 277V Twist Lock Plug		
RW/3W <sup>9</sup>	3 wire raceway harness for continuous wiring through fixture		
RW/5W	5 wire raceway harness for continuous wiring through fixture, with dimming leads attached		
FMB <sup>4,6</sup>	Fixture Mounting Box		
Ship With Accessories			
HUB 3/4 <sup>5,6</sup>	¾" Conduit Hub		
HB-XX-18Y-PAD	Y-Toggle Hanging Cable System (xx = in)		
ALBR <sup>7</sup>	Alignment Bracket		
WC <sup>1</sup>	Wire Cage		

<sup>1</sup> Does not qualify for DLC<sup>2</sup> Not available on VS2<sup>3</sup> End Fixture Mounted<sup>4</sup> Use with HUB for single point mounting<sup>5</sup> Must be used with FMB<sup>6</sup> One per 4ft section<sup>7</sup> Used to align fixtures mounted in continuous rows<sup>8</sup> CEC Title 20 Compliant<sup>9</sup> Non-dimming function<sup>10</sup> Contact Factory for more details<sup>11</sup> For VS8-6L-U-35-FRL please contact factory for availability

# VS

## Linear Strip



### QUICK SHIP ITEMS:

SERIES	WATTS	DRIVER	CCT	LENS
VS2 Strip 2ft	2L	U 120-277V	50 40	<input checked="" type="checkbox"/> FRL Frosted Acrylic Lens
VS4 Strip 4ft	3L 4L 6L		35	
VS8 Strip 8ft	6L 8L 12L			

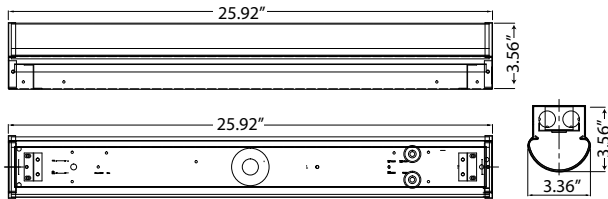
LED SYSTEMS INFORMATION <sup>1</sup>	3500K		4000K		5000K		Watts <sup>2</sup>	CRI	Replaces
	Part Numbers	Lumens	Efficacy	Lumens	Efficacy	Lumens			
VS2-2L-U-XX-FRL	2,477 lm	129 lm/W	2,485 lm	129 lm/W	2,501 lm	130 lm/W	19W	>80	1T8
VS4-3L-U-XX-FRL	3,211 lm	134 lm/W	3,279 lm	136 lm/W	3,278 lm	136 lm/W	24W	>80	2T8
VS4-4L-U-XX-FRL	4,274 lm	133 lm/W	4,383 lm	133 lm/W	4,478 lm	136 lm/W	33W	>80	1T5HO
VS4-6L-U-XX-FRL	5,660 lm	129 lm/W	5,736 lm	130 lm/W	5,755 lm	131 lm/W	44W	>80	3T8
VS8-6L-U-XX-FRL	6,152 lm	138 lm/W	6,228 lm	139 lm/W	6,279 lm	141 lm/W	45W	>80	1T12HO
VS8-8L-U-XX-FRL	8,209 lm	134 lm/W	8,310 lm	136 lm/W	8,379 lm	137 lm/W	61W	>80	2T5HO
VS8-12L-U-XX-FRL	11,981 lm	134 lm/W	12,130 lm	135 lm/W	12,230 lm	136 lm/W	90W	>80	4T8

<sup>1</sup>LED Chips are frequently updated therefore values are nominal

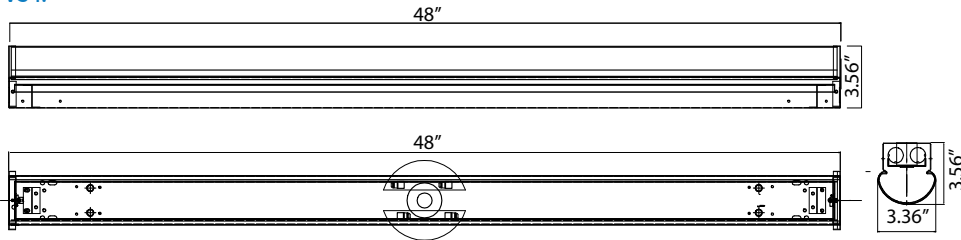
<sup>2</sup>Electrical data at 25°C (77°F). Actual wattage may differ by +/-10%.

## LINE DRAWINGS

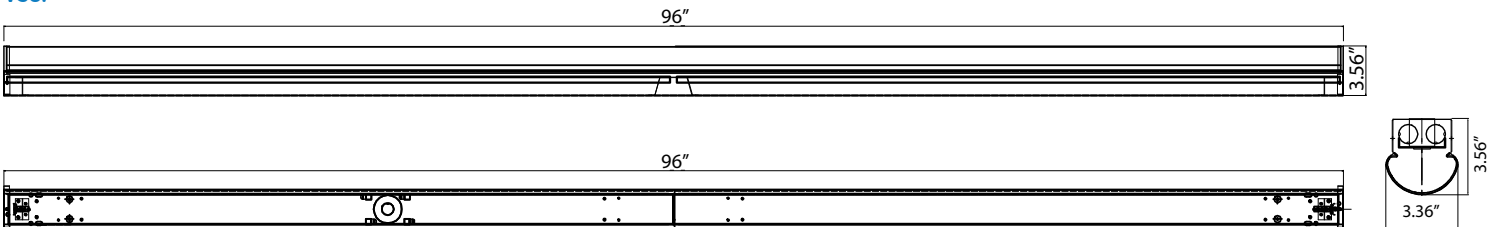
VS2:



VS4:




VS8:



# VS

## Linear Strip

### MOUNTING OPTIONS



**FMB**  
 Fixture Mounting Box  
 Requires HUB. One per 4ft section



**HUB 3/4**  
 3/4" Conduit Hub  
 Use with FMB for single point mounting. One per 4ft section.




**HB-XX-18Y-PAD**  
 Y-Toggle Cable System (xx = in)

### PHOTOMETRIC REPORTS

Photometric values based upon tests performed in compliance with LM-79. IES files can be downloaded at [www.ilp-inc.com](http://www.ilp-inc.com)

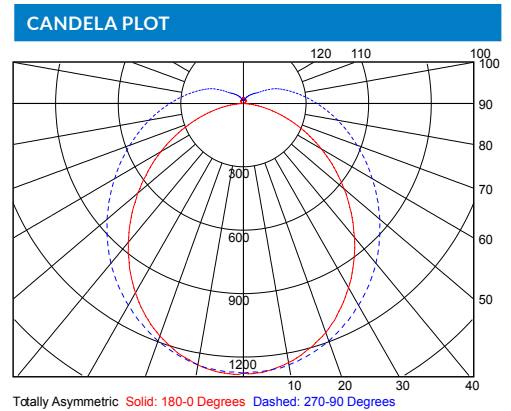
LUMINAIRE DATA	
Part Number	VS2-2L-U-40-FRL
Description	2ft Value Strip, 2,600lm, with a frosted acrylic lens at 4000K
Fixture Lumens (lm)	2,600 lm
Wattage (W)	20 W
Efficacy (lm/W)	130 lm/W
Mounting	Surface
Spacing Criteria	0° = 1.18, 90° = 1.28

ZONAL LUMEN SUMMARY		
Zone	Lumens (lm)	% Fixture
0° - 40°	877	35%
0° - 60°	1,557	63%
0° - 90°	2,189	88%
90° - 180°	297	12%
0° - 180°	2,600	100%



LUMINAIRE DATA	
Part Number	VS4-4L-U-40-FRL
Description	4ft Value Strip, 4,600lm, with a frosted acrylic lens at 4000K
Fixture Lumens (lm)	4,620 lm
Wattage (W)	35 W
Efficacy (lm/W)	132 lm/W
Mounting	Surface
Spacing Criteria	0° = 1.20, 90° = 1.30

ZONAL LUMEN SUMMARY		
Zone	Lumens (lm)	% Fixture
0° - 40°	1,604	35%
0° - 60°	2,851	62%
0° - 90°	4,040	88%
90° - 180°	539	12%
0° - 180°	4,620	100%



LUMINAIRE DATA	
Part Number	VS8-8L-U-40-FRL
Description	8ft Value Strip, 8,500lm, with a frosted acrylic lens at 4000K
Fixture Lumens (lm)	8,580 lm
Wattage (W)	65 W
Efficacy (lm/W)	132 lm/W
Mounting	Surface
Spacing Criteria	0° = 1.20, 90° = 1.30

ZONAL LUMEN SUMMARY		
Zone	Lumens (lm)	% Fixture
0° - 40°	3,207	35%
0° - 60°	5,702	62%
0° - 90°	8,079	88%
90° - 180°	1,078	12%
0° - 180°	8,580	100%

