

WLL SERIES LANDSCAPE LIGHTING

WLL-105-RGBWW-BT-ORB
INTEGRATED LED WELL LIGHT



Selection:

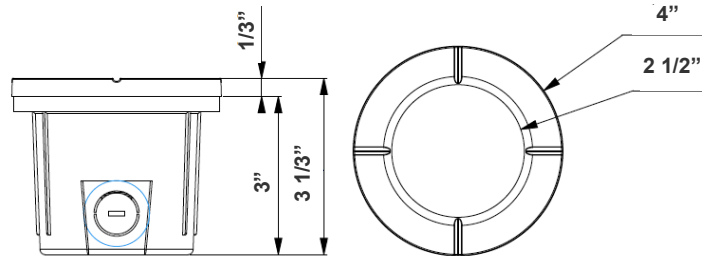


Customer Name: _____

Project Name: _____

Note: _____

Type: _____



3 1/2"(H) x 4"(W)

The fixture has classic traditional appearance, professional light distribution design, ideal for park landscaping, garden, architectural landscape lighting, suitable for wet locations

Features

- Die-cast Aluminum Housing
- Solid State Lighting Technology for Long Life, No Maintenance Needed and High-Efficiency
- 1-Year Warranty
- Optical PC Flat Lens
- LED: Built in integrated LED

Technical Specifications

Electrical:

- Voltage: 12-24V AC/DC
- Power Factor: >0.9
- Wattage: 6W
- Input current: 1A Max
- Efficacy: 96LPW
- Bluetooth Connection Range: Approximately 30 feet(10 meters). Maximum Communication Range Will Vary Depending On Obstacles (Person, Metal, Wall, etc.) Or Electromagnetic Environment.

Lighting:

- Dimming: Dimmable Through Phone App
- LED: Built in integrated LED
- Total lumens: 580LM
- Color Temperatures: RGBW Seletable Through Phone App
- Color Rendering Index: CRI ≥ 90
- Beam Angle: 52°
- Lifespan: 50,000 Hrs.

Applications:

- The fixture has classic traditional appearance, professional light distribution design, ideal for park landscaping, garden, architectural landscape lighting, suitable for wet locations

Mechanical:

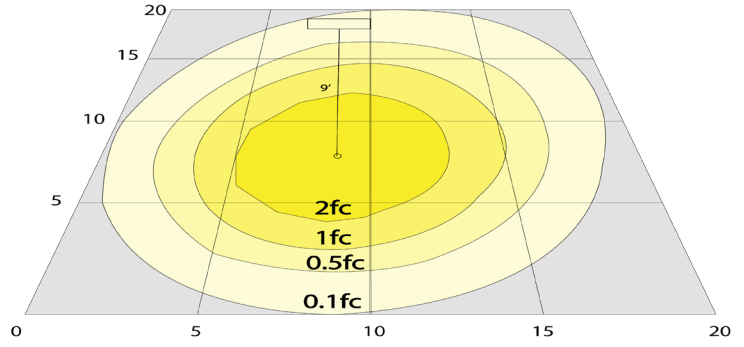
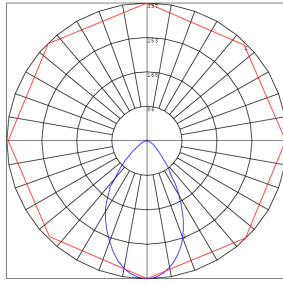
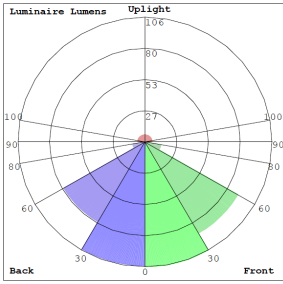
- This Fixture is Bluetooth mesh Enabled. Bluetooth Mesh Networking Enables Many-to-many (m:m) Device Communications And is Optimized For Creating Large-Scale Device Networks. It Is Ideally Suited For Control Monitoring And Automation Solutions That Require Tens, Hundreds or Thousands Of Devices To Communicate With One Another
- Die-cast Aluminum Housing
- Traffic Rated: They are not likely to get damaged from activity around the light, including lawn care, as well as foot and auto traffic
- Optical PC Flat Lens
- 3" PVC Sleeve with three 1/2" KO. 2 on sides, 1 on bottom
- Solid State Lighting Technology for Long Life, No Maintenance Needed and High-Efficiency
- High Conductive Aluminum LED Board
- IP Rating: IP65
- Operating Temperature: -4°F to 104°F
- Suitable for Wet Locations
- 1-Year Warranty

Other Models:

• 6W | 500LM | WLL-106-30K-BK • 6W | 500LM | WLL-157-30K-BK • 6W | 400LM | WLL-159-30K-BK • 6W | 580LM | WLL-181-30K-BK



Photometrics: WLL-105-RGBWW-BT-ORB



BUG Rating: B0-U1-G0

6W 3000K, Area 20'x 20' Mounting Height: 9'

Other Views:



Side View



Top View



Bottom View

Performance Table: WLL-105-RGBWW-BT-ORB

MODEL NO.	Wattage	Voltage	Lumens	Color Temp.	BUG Rating	LPW
WLL-105-RGBWW-BT-ORB	6W	12-24V	580LM	RGBWW	B0-U1-G0	96

Sample Ordering

Model	Style	Color Temp.	Finish
WLL	105	RGBWW	ORB

Accessories:

Blank = No Option For Accessories

LSWN1 = Bag of 24, Waterproof Wire Connectors, For Up to Two 14-2 + One 16-2 Cables

LSWN2 = Box of 24, Waterproof Wire Connectors, For Up to Three 12-2 Cables

LSWN2-100 = Jar of 100, Waterproof Wire Connectors, For Up To Three 12-2 Cables

ACCESSORIES:



LSWN2-100

Jar of 100, Waterproof wire connectors, for up to three 12-2 cables




LSWN1

Bag of 24, Waterproof wire connectors, for up to two 14-2 + one 16-2 cables



LSWN2

Box of 24, Waterproof wire connectors, for up to three 12-2 cables



- For Setting Up The Light(s), Initial Internet Connection or Mobile Data Is Required.
- After the Initial Setup, Internet Connection is not Necessary Anymore. The lights Can Be Controlled with The Mobile App on The Phone or Tablet. Features Such as Dimming, Changing Colors, Lights Scenes, etc.
- Scheduling Feature Requires Internet Connection.
- Bluetooth Devices Need a Gateway (Sold Separately) In Order to Connect to WiFi Network (Internet)

