

**MULTI-TAP (12V/13V/14V/15V AC) LANDSCAPE TRANSFORMERS
TIMER & PHOTOCELL READY NOT INCLUDED - HINGE DOOR**

C33






TRANSFORMERS

:: Catalog No.	TR-150W-MT-SS	TR-300W-MT-SS	TR-600W-MT-SS	TR-900W-MT-SS
:: Wattage	150W	300W	600W	900W
:: Finish	Stainless Steel	Stainless Steel	Stainless Steel	Stainless Steel
:: Input Voltage	120V 60Hz	120V 60Hz	120V 60Hz	120V 60Hz
:: Terminal Blocks	2	2	2	2
:: Dimensions	L 11.4" - W 5.4" - H 5.3"	L 12.6" - W 5.9" - H 5.9"	L 18.1" - W 7.9" - H 7.9"	

:: Options			
------------	--	--	--

	PLUG-IN MECHANICAL TIMER	PLUG-IN DIGITAL TIMER	PLUG-IN PHOTOCELL
--	---------------------------------	------------------------------	--------------------------

:: Catalog No.	TR-MTMR	TR-DTMR	TR-PC
:: Description	24-Hour 3-Prong Mechanical Plug-in Timer	7-Day 3-Prong Digital Plug-in Timer	Photocell with Plug-in Molex Connector

:: Accessories included		6 Foot plug-in cord included with Transformers	   
-------------------------	---	--	--