

BOL SERIES Outdoor Lighting

BOL-44-R-C-F-MCTP-BR

44" Round Bollard

MCTP Multi Color Temperature & Multi Power/Wattage (Selectable)



Avail Finish:



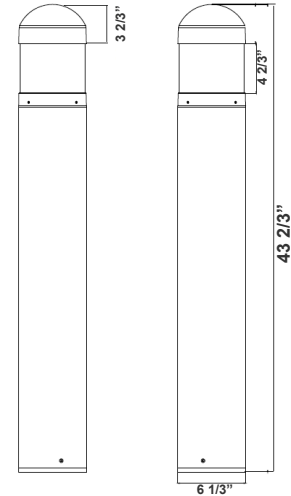
Bollards are designed for walkways, entrance ways, drives and other small-area lighting applications where low mounting heights are desirable

Customer Name: _____

Project Name: _____

Note: _____

Type: _____



43 2/3"(H) x 6 1/3"(W)

Features

- Corrosion Resistant Aluminum for Exterior
- Samsung 2835 LED Chips
- Wattage & CCT Selectable Switches inside fixture
- 7-Year Warranty

Technical Specifications

Electrical:

- Voltage: 120-277VAC
- Wattage: 12W-16W-22W
- Power Factor: >0.9
- Efficacy: 68 LPW

Lighting:

- Wattage & CCT Selectable Switches inside fixture
- Lumens: 1496LM Max.
- Color Temperatures: 3000K/4000K/5000K
- Color Rendering Index: CRI ≥ 70
- Beam Angle : 360°
- Lifespan: 70000 Hours

Mechanical:

- Flat Top with Cone Reflector & Frosted Lens
- Corrosion Resistant Aluminum for Exterior
- Mounting Accessories & Anchor Bolts Included (7-1/2" long)
- Operating Temperature: -40°F to 113°F
- 7 Years Warranty
- IP Rating: IP65, Wet Locations

Applications:

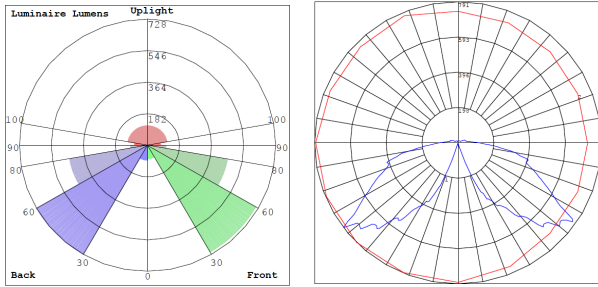
- Bollards are designed for walkways, entrance ways, drives and other small-area lighting applications where low mounting heights are desirable

Other Models:

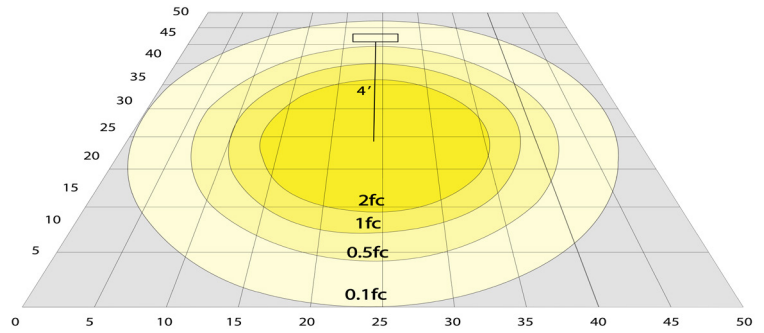
- 22W | 1496LM | BOL-44-R-C-F-MCTP-BK



Photometrics: BOL-44-R-C-F-MCTP-BR



BUD Rating: B1-U3-G2



Area 50'x 50' Mounting Height: 4'

Other Views:



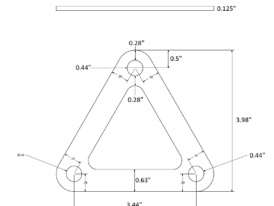
Lens View



Bottom View



Mounting accessories Included



3.98" H x 3.44" W x 0.125" D

Performance Table: BOL-44-R-C-F-MCTP-BR

MODEL NO.	Wattage	Voltage	Lumens	Color Temp.	BUG Rating	LPW
BOL-44-R-C-F-MCTP-BR	12W	120~277V	816LM	3000K 4000K 5000K	B1-U3-G2	68
	16W		1088LM			
	22W		1496LM			

Sample Ordering

Model Height Top Shape Reflector Lens Type Watt/Color Temp. Housing

BOL - 44 - R - C - F - MCTP - BR

Factory-Installed Options:

- Blank = No Option For Accessories
- OPT-EM-OD1INT=EMERGENCY BACKUP INTERNAL BATTERY, BACK BOX
- OPT-BOL-SH1=SHIELD
- OPT-PC-B=BUTTON PHOTOCELL
- OPT-CRL-95(BK/GR/SR/WH)=PAINT
- OPT-SEN-WMC=MICROWAVE BI-LEVEL SENSOR

FACTORY-INSTALLED OPTION:



OPT-EM-OD1INT
INTERNAL BATTERY



OPT-SEN-WMC
MICROWAVE BI-LEVEL SENSOR



OPT-PC-B
FOR 120V-277V PHOTOCELL



COLOR CHART: * Choose from one of our Premium Colors with no set-up fee.

Gloss:



SILVER METALLIC
70 GLOSS
T357-GR105



SILVER METALLIC
30 GLOSS
T353-GR06



DARK RED 90
GLOSS
P009-RD02



INTERNATIONAL
ORANGE 90
GLOSS
T009-OG26



SAFETY ORANGE
90 GLOSS
T009-OG01



YELLOW 90
GLOSS
T009-YL14



YELLOW 90
GLOSS
T009-YL01



TRAFFIC GREEN
70 GLOSS
T007-GN16



GREEN 70 GLOSS
T007-GN13



GREEN 60 GLOSS
C006-GN03



BLUE 90 GLOSS
T009-BL01



DARK BLUE 80
GLOSS
T008-BL20



RAL 8028 TERRA
BROWN 90 GLOSS
C209-BR358

Hammer:




WHITE HAMMER
T013-WH09



BEIGE HAMMER
T013-BG38




GREY HAMMER
C013-GR08



SILVER
HAMMERTONE
T064-GR05



BLACK HAMMER
T013-BK62



RED HAMMER
T013-RD15



GREEN HAMMER
T013-GN220



BLUE HAMMER
T013-BL468



BRONZE HAMMER
T012-BR161

Texture:



WHITE TEXTURE
C031-WH120



FLINT GRAY
TEXTURE
T243-GR522




BLACK TEXTURE
C241-BK109



RED TEXTURE
T241-RD129



BLUE TEXTURE
C241-BL544




OIL RUBBED
BRONZE TEXTURE
T291-BR251


Vein:



BLACK/WHITE
VEIN
T075-WH34



SILVER VEIN
T375-BK26



COPPER VEIN
EXTERIOR
T075-BK211



GOLD VEIN
T375-BK10



COPPER VEIN
T375-BK07

