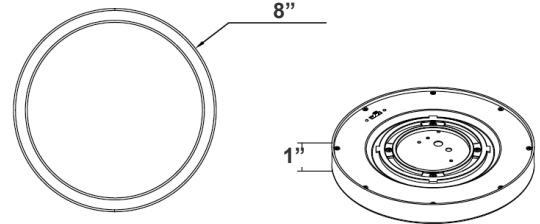


FML-R8-MCT

Customer Name: _____

Project Name: _____

Note: _____ | Type: _____



8" x 1"

Flush Mount lighting can use in most rooms of the house, especially those where you want ambient, general light. It's especially useful for hallways, kitchens, family rooms, bathrooms, closets, and bedrooms. Also Ideal for closets, storage areas, attics, corridors, or general lighting solutions for residential and commercial applications.

Features

- Unique DOB (Driver On Board) LED Board Enclosed in Clear PC Cover for Better Wet Location Performance
- Multi CCT (Selectable Switch on LED Board Under the Lens)
- Die-cast Aluminum. Powder-Coated
- 5-Year Warranty
- 1" Deep

Technical Specifications

Electrical:

- Voltage: 120V AC
- Power Factor: >0.90
- Wattage: 14W
- Efficacy: 60 LPW

Mechanical:

- White Finish
- Die-cast Aluminum. Powder-Coated
- Maximum Ambient Temperature: 104°F

Lighting:

- Lens: White translucent acrylic lens
- LED: Edge Lit LED Technology
- Dimming: TRIAC Dimming (Using Standard TRIAC LED Dimmers)
- Total Lumens: 840LM
- Color Temperatures: 3000K/ 4000K/ 5000K
- Multi CCT (Selectable Switch on LED Board Under the Lens)
- Color Rendering Index: CRI ≥ 9
- Rated life: 50,000 hrs

Applications:

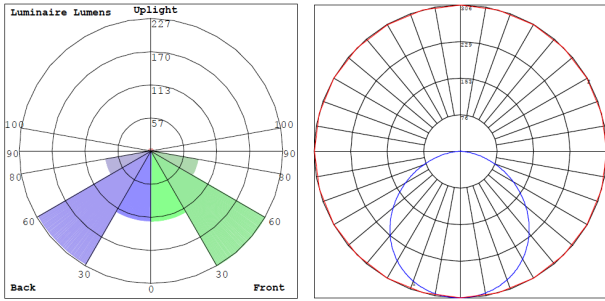
- Flush Mount lighting can use in most rooms of the house, especially those where you want ambient, general light. It's especially useful for hallways, kitchens, family rooms, bathrooms, closets, and bedrooms. Also Ideal for closets, storage areas, attics, corridors, or general lighting solutions for residential and commercial applications

Other Models:

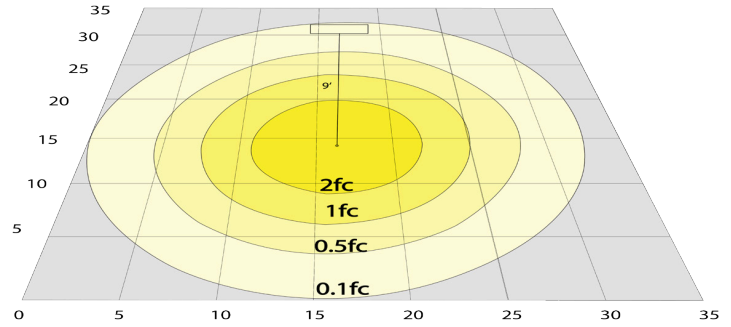
• 11W | 660LM | FML-R6-MCT • 17W | 1020LM | FML-R10-MCT • 26W | 1560LM | FML-R14-MCT • 30W | 2100LM | FML-R18-MCT • 45W | 2700LM | FML-R22-MCT



Photometrics: FML-R8-MCT




BUG Rating: B1-U1-G0




Simulation Based on 4000K Area 35'x 35' Mounting Height: 9'

Other Views:



Side View



Front View



Back View

Performance Table: FML-R8-MCT

MODEL NO.	Wattage	Voltage	Lumens	Color Temp.	BUG Rating	LPW
FML-R8-MCT	14W	120V	840LM	3000K/ 4000K/ 5000K	B1-U1-G0	60

Sample Ordering

Model	Size	Color Temp.
FML	R8	MCT

Accessory:

Blank = No Option For Accessories

FML-R8-TRM-BK = 8" ROUND TRIM FOR FML-R8 SERIES, BLACK FINISH

FML-R8-TRM-BN = 8" ROUND TRIM FOR FML-R8 SERIES, BRUSHED NICKEL FINISH

FML-R8-TRM-BR = 8" ROUND TRIM FOR FML-R8 SERIES, BRONZE FINISH

FML-ULK-MCT = UPLIGHT MODULE FOR 18in AND LARGER FML SERIES, 15W, 30K/40K/50K 14" DIAMETER, 900 LUMENS

OPT-EM-FML-R8 = EMERGENCY BACKUP BATTERY MOUNT IN EXTENDED BASE, 1.3" HEIGHT

OPT-277V-FML-R8 = 277V KIT MOUNTS IN EXTENDED BASE, 1.3" HEIGHT

ACCESSORIES:

Optional Round Trims Fit Over the Fixture



FML-R8-TRM-BK
BLACK FINISH



FML-R8-TRM-BN
BRUSHED NICKEL FINISH



FML-R8-TRM-BR
BRONZE FINISH



OPT-EM-FML-R8
MOUNT IN EXTENDED BASE



OPT-277V-FML-R8
MOUNT IN EXTENDED BASE



FML-ULK-MCT
UPLIGHT MODULE FOR 18in AND
LARGER FML SERIES
14" DIAMETER, 900 LUMENS

Example:

- FML-R8-MCT (FOR FML R8 MCT FIXTURE 120-277V)
- FML-R8-MCT (FOR FML R8 MCT FIXTURE 120-277V)
FML-R8-TRM-BK (6" ROUND TRIM FOR FML-R8 SERIES, BLACK FINISH)

