

LLHB4 SERIES Industrial Lighting

LLHB4-410W-MP-50K-D-480V
4TH GENERATION OF LINEAR HIGH BAYS

MP Multi Power/Wattage (Selectable)

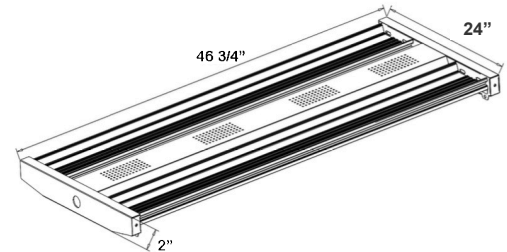


Customer Name: _____

Project Name: _____

Note: _____

Type: _____



46-3/4" x 24" x 2"

Ideal for replacement of conventional lighting systems such as HID and fluorescent. Applications include manufacturing warehousing and other large indoor spaces with mounting heights from 10ft. to 40ft. the fixture can be surface mounted also.

Features

- High Quality LED Chips to provide high efficiency, heat dissipation
- Stability, and lumen maintenance.
- Polycarbonate lens, high flame retardant point
- 50,000 Hours Rated Life
- 5-Year Warranty

Technical Specifications

Electrical:

- Voltage: 480V AC/50~60 Hz
- Wattage: 200W/300W/400W
- Power Factor: >0.95
- Efficacy: 136 LPW

Mechanical:

- Surge Protector
- Steel Housing
- Steel Thickness: 24 Gauge
- V-Hooks
- Unprecedented Quality.
- Aluminum LED Board
- Operating Temperature: -4°F ~ 131°F
- Suitable for Damp Locations

Lighting:

- Dimming: 0~10V Dimmable
- Lens: Polycarbonate Lens
- Total lumens: 54400LM (Per Industry Standards, Lumens are Reported Without Frosted Lens)
- Color Temperatures: 5000K
- Color Rendering Index: >80
- Wide Beam Angle
- LED SMD Type: Edison 2835

Applications:

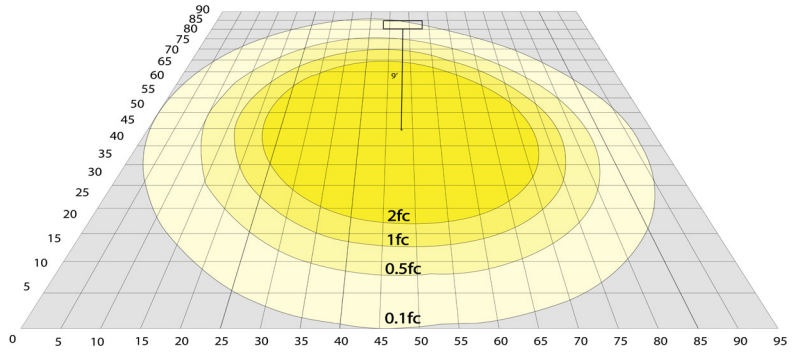
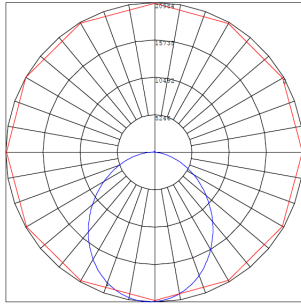
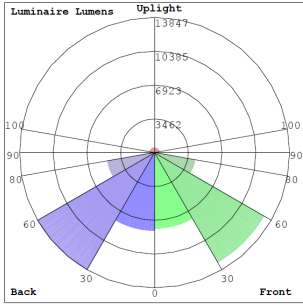
- Warehouse
- Manufacturing Plants Distribution Centers
- Industrial Commercial
- Grocery Stores Gymnasiums
- Cold Storage

Other Models:

- 100W | 13600LM | LLHB4-100W-MP-40K-D
- 100W | 13600LM | LLHB4-100W-MP-50K-D
- 150W | 20400LM | LLHB4-150W-MP-40K-D
- 150W | 20400LM | LLHB4-150W-MP-50K-D
- 200W | 27200LM | LLHB4-200W-MP-40K-D
- 200W | 27200LM | LLHB4-200W-MP-40K-D
- 300W | 40800LM | LLHB4-300W-MP-40K-D
- 300W | 40800LM | LLHB4-300W-MP-50K-D
- 500W | 67500LM | LLHB4-500W-MP-50K-D



Photometrics: LLHB4-410W-MP-50K-D-480V



BUG Rating: B5-U3-G4

Area 90'x 95' Mounting Height: 9'

Other Views:



Front View



Side View



Back View

Performance Table: LLHB4-410W-MP-50K-D-480V

MODEL NO.	Wattage	Voltage	Lumens	Color Temp.	BUG Rating	LPW
LLHB4-410W-MP-50K-D-480V	200W	480V	27200LM	5000K	B5-U3-G4	136
	300W		40800LM			
	400W		54400LM			

Sample Ordering

Model	Wattage	Color Temp.	Dimming	Volt	
LLHB4	410W	MP	50K	D	480V

Accessory Options

- SCL-GSY10 = HEAVY-DUTY ADJUSTABLE 10FT. 1/16" SUSPENSION KIT WITH Y-CONNECTOR & LOOP GRIPPER & HOOKS
- SCL-GSY20 = HEAVY-DUTY ADJUSTABLE 20FT. 1/16" SUSPENSION KIT WITH Y-CONNECTOR & LOOP GRIPPER & HOOKS
- LLHB4-RODKIT = OPTIONAL ROD KIT, 3-1/4" DIA. X 40" H
- WEC-2MD-35 = SENSOR COMPONENT

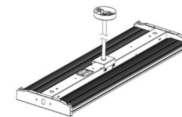
Factory-Installed Options

- Blank = No Option
- OPT-SEN-LLHB4 = MICROWAVE Bi-Level SENSOR
- OPT-EM-HB4INT = INTERNAL EMERGENCY BATTERY BACKUP
- OPT-LLHB4-SMK = SURFACE MOUNTING OPTION
- OPT-FWH-63 = 6FT 3-WIRE WHIP
- OPT-FWH-65 = 6FT 5-WIRE WHIP
- OPT-FWH-66 = 6FT 6-WIRE WHIP
- OPT-HBC-125TL-WH = 8FT, 15A, 125V, WHITE
- OPT-HBC-277TL-WH = 8FT, 15A, 277V, WHITE
- OPT-HBC-125SB-WH = 10FT, 15A, 125V, 18/3STR, WHT

ACCESSORIES:



SCL-GSY10
SCL-GSY20



LLHB4-RODKIT
(Fixture Shown with LLHB4-RODKIT)



LLHB4-SMK
(Fixture Shown with LLHB4-SMK)



WEC-2MD-35
(Fixture Shown with WEC-2MD-35)

FACTORY-INSTALLED OPTION:



OPT-EM-HB4INT



OPT-SEN-LLHB4

