

# LLHB4 SERIES Industrial Lighting

## LLHB4-80-150W- MCTP-BK

POWER & CCT ADJUSTABLE 4TH GENERATION OF LINEAR HIGH BAYS



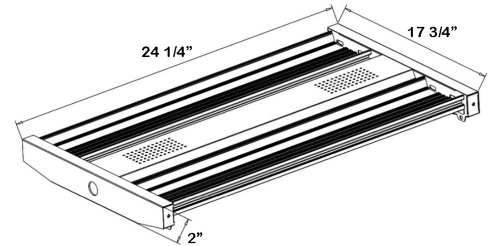
Ideal for replacement of conventional lighting systems such as HID and fluorescent. Applications include manufacturing warehousing and other large indoor spaces with mounting heights from 10ft. to 40ft. the fixture can be surface mounted also.

Customer Name: \_\_\_\_\_

Project Name: \_\_\_\_\_

Note: \_\_\_\_\_

Type: \_\_\_\_\_



24 1/4" (L) X 17 3/4" (W) X 2" (H)

## Features

- High Quality LED Chips to Provide High Efficiency, Heat Dissipation
- Stability, and Lumen Maintenance
- Multi CCT and Power: The Switch Is In The Driver
- Polycarbonate Lens, High Flame Retardant Point

## Technical Specifications

### Electrical:

- Voltage: 120~277V AC/50~60 Hz
- Wattage: 80W/110W/150W
- Power Factor: >0.95
- Efficacy: 125LM/W

### Mechanical:

- Surge Protector
- Steel Housing
- Steel Thickness: 24 Gauge
- V-hooks
- Aluminum LED board
- Operating Temperature: -4°F ~ 131°F
- Suitable for Damp Locations
- 5-Year Warranty

### Lighting:

- Dimming: 0~10V Dimmable
- Multi CCT and Power: The Switch is in the driver
- Lens: Polycarbonate Lens
- Total lumens: 18750LM Max.
- Color temperatures: 3000K/4000K/5000K
- Color rendering index: >80
- Wide Beam angle
- 50,000 hours rated life

### Applications:

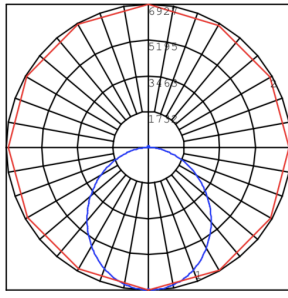
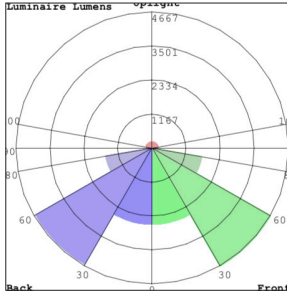
- Warehouse
- Manufacturing Plants Distribution Centers
- Industrial Commercial
- Grocery Stores Gymnasiums

### Other Models:

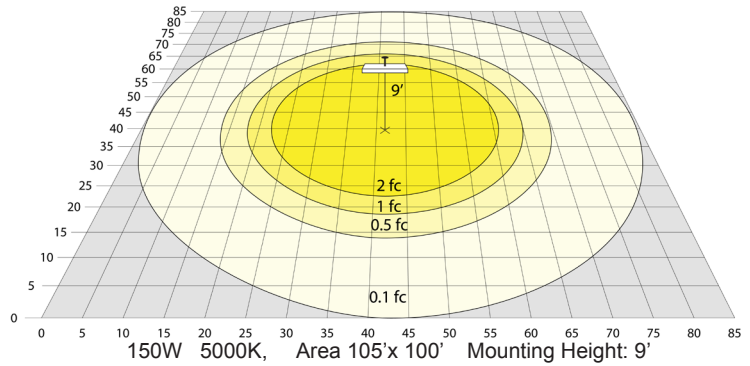
- 150W | 18750LM | LLHB4-80-150W- MCTP



## Photometrics: LLHB4-80-150W- MCTP-BK



BUG Rating: B5-U3-G4



## Other Views:



Front View



Side View



Back View

## Performance Table: LLHB4-80-150W- MCTP-BK

MODEL NO.	Wattage	Voltage	Lumens	Color Temp.	BUG Rating	LPW
LLHB4-80-150W- MCTP-BK	80W	120~277V	10000LM	3000K	B4-U3-G2	125
	110W		13750LM	4000K		
	150W		18750LM	5000K		

## Sample Ordering

Model Wattage Wattage Color Temp. Housing

LLHB4 - 80W - 150W - MCTP - BK

## Accessory Options

**SCL-GSY10** = Heavy-duty adjustable 10ft. 1/16" suspension kit with Y-connector & loop Gripper & Hooks

**SCL-GSY20** = Heavy-duty adjustable 20ft. 1/16" suspension kit with Y-connector & loop Gripper & Hooks

**LLHB4-RODKIT** = Optional Rod Kit, 3-1/4" DIA. X 40" H

**WEC-2MD-35** = Sensor Component

## Factory-Installed Options

Blank = No Option

**OPT-EM-OD1INT** = Emergency Battery Backup

**OPT-SEN-LLHB4** = Microwave BI-Level Sensor

**OPT-EM-HB4EXT** = External Emergency Battery Backup

**OPT-LLHB4-SMK** = SURFACE MOUNTING OPTION

**OPT-FWH-63** = 6FT 3-Wire Whip

**OPT-FWH-65** = 6FT 5-Wire Whip

**OPT-FWH-66** = 6FT 6-Wire Whip

**OPT-HBC-125TL-WH** = 8FT, 15A, 125V, WHITE

**OPT-HBC-277TL-WH** = 8FT, 15A, 277V, WHITE

**OPT-HBC-125SB-WH** = 10FT, 15A, 125V, 18/3STR, WHT

**LLHB4-150W-WG** = 1Wire Guard for 150W

## Example:

1. LLHB4-80-150W- MCTP-BK (For LLHB4 80-150W MCTP fixture 120V-277V)
2. LLHB4-80-150W- MCTP-BK (For LLHB4 80-150W MCTP fixture 120V-277V)  
OPT-SEN-LLHB4 (For Factory-Installed Sensor)

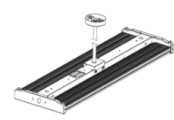
## OPTIONAL ACCESSORIES



SCL-GSY10  
SCL-GSY20



LLHB4-150W-WG  
(Fixture Shown with  
LLHB4-150W-WG)



LLHB4-RODKIT  
(Fixture Shown with  
LLHB4-RODKIT)



WEC-2MD-35  
(Fixture Shown with  
WEC-2MD-35)




LLHB4-SMK  
(Fixture Shown with  
LLHB4-SMK)

## EMERGENCY BATTERY BACKUP AND SENSOR OPTIONS



OPT-EM-OD1INT



OPT-SEN-LLHB4

