

LWPX SERIES Outdoor Lighting

POWER & CCT-ADJUSTABLE WALL PACK

LWPX-50W-30K
LWPX-50W-40K
LWPX-50W-50K



Selection:



WESTGATE

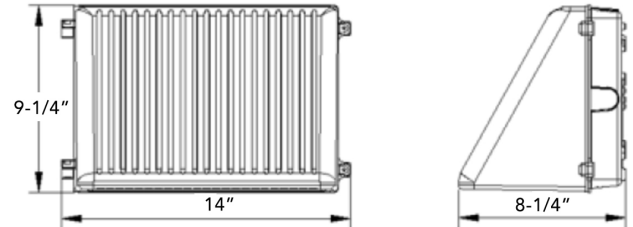
THE FUTURE IS HERE...AND IT'S QUITE BRIGHT!

Customer Name: _____

Project Name: _____

Note: _____

Type: _____



14" (W) x 9 1/4" (H) x 8 1/4" (D)

Ideal for general site lighting, alleys, loading docks, doorway, pathway, and parking areas.

Features

- High Light Transmittance, Anti-UV and Fire Resistant PC Lens
- LED Type/Brand: SMD 3030/ Philips Lumileds LEDs
- Four 1/2" Knockouts: 1 Top, 1 on Each Side, 1 Back
- Die-Cast Aluminum With Powder Coat Finish (Dark Bronze)
- 7-Year Warranty

Technical Specifications

Electrical:

- Voltage: 120-277VAC 60Hz
- Wattage: 50W
- Power Factor: >0.95
- Efficacy: 100 / 110 LPW

Mechanical:

- Die-Cast Aluminum With Powder Coat Finish (Dark Bronze)
- High Light Transmittance, Anti-UV and Fire Resistant Shatterproof PC Lens
- Operating Temperature: -40° to 104°F
- Four 1/2" Knockouts: 1 Top, 1 on Each Side, 1 Back
- Wet Location
- 7-Year Warranty
- Full Cutoff, Dark sky Compliant
- IP 65
- Rated life: 70,000 Hrs

Lighting:

- Dimming: 0-10V dimming
- LED Type/Brand: SMD 3030/ Lumileds LEDs
- The Type II Distribution Is Used for Wide Walkways, on Ramps and Entrance Roadways, As Well As Other Long, Narrow Lighting
- Dimmable: 0~10V Dimming
- Total Lumens: 5000LM/ 5500LM
- Color Temperatures: 3000K/ 4000K/ 5000K
- Color Rendering Index: CRI ≥ 80
- Beam angle: 80° x 100°

Applications:

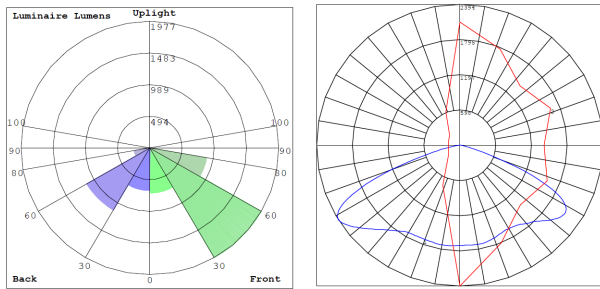
- General site Lighting
- Alleys
- Loading docks
- Doorways
- Pathways
- Parking areas



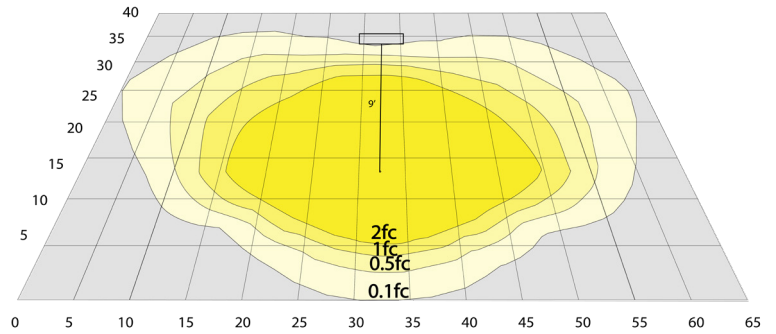
Phone: (877) 805-2252 | Fax: (877) 805-2252
www.westgatemfg.com | www.westgatecontrols.co



Photometrics: LWPX-50W



BUD Rating: B2-U1-G1



Area 40'x 65' Mounting Height: 9'

Other Views:



Side View



Front View



Back View

Performance Table: LWPX-50W

MODEL NO.	Wattage	Voltage	Lumens	Color Temp.	BUG Rating	LPW
LWPX-50W-30K	50W	120~277V	5000LM	3000K	B2-U1-G1	100
LWPX-50W-40K	50W	120~277V	5500LM	4000K	B2-U1-G1	110
LWPX-50W-50K	50W	120~277V	5500LM	5000K	B2-U1-G1	110

Sample Ordering

Model Wattage Color Temp.

LWPX - 50W -

3000K
4000K
5000K

Factory-Installed Options:

Blank = No Option For Accessories
 OPT-EM-OD1INT= INTERNAL EMERGENCY BACKUP BATTERY
 OPT-SEN-3MRLV-5= PROGRAMMABLE MICROWAVE BI-LEVEL
 OPT-CLR-85= COLOR PAINT
 OPT-PC-B = PHOTOCELL 120-277V
 WEC-8RC = OPTIONAL REMOTE

FACTORY-INSTALLED OPTIONS:



OPT-EM-OD1INT



OPT-SEN-3MRLV-5



WEC-8RC



OPT-PC-B

Example:

- LWPX-50W-50K
- LWPX-50W-50K
OPT-EM-OD1INT

(FOR LWPX 50W 5000K FIXTURE 120-277V)

(FOR LWPX 50W 5000K FIXTURE 120-277V)
 (INTERNAL EMERGENCY BACKUP BATTERY)

