
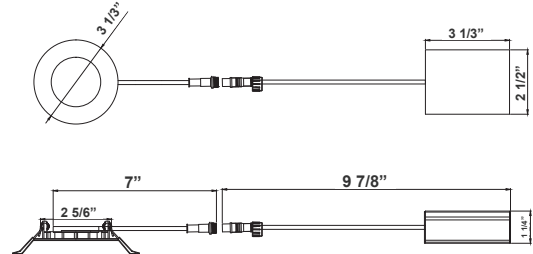


RSL SERIES RESIDENTIAL LIGHTING

RSL3-MCT5-BN
LED ULTRA SLIM RECESSED LIGHTS



Customer Name: _____
Project Name: _____
Note: _____ | Type: _____



3 1/3" x 2 5/6"

LED DOWNLIGHTS (SMOOTH TRIM) - 3" ROUND Ideal for New As Well As Old Residential And Commercial Constructions.

Features

- 3" Smooth Recessed Trim
- Multi CCT (Selectable Switch on the Back of the driver)
- Isolated Driver for Improved Thermal Management
- 5-Year Warranty
- Spun Aluminum with White Powder Coat Finish

Technical Specifications

Electrical:

- Voltage: 120V AC
- Output Voltage: 36VDC
- Power Factor: >0.90
- Wattage: 6W
- Efficacy: 66 LPW
- Total Harmonic Distortion: $\leq 15\%$

Mechanical:

- 1/4" Thick
- Die-cast Aluminum with white powder coat finish
- Pot Light Housing is Not Required Even for Insulated Ceiling
- Junction box 1" Thick Included with Fixture
- Typel Crated: Approved for direct contact with insulation
- Maximum Ambient Temperature: -40°F to 104°F
- Damp Location

Lighting:

- Dimming: Dimmable Down to 10% Using a Standard TRIAC LED Dimmer
- Lens: 0.125" White Translucent Acrylic
- Can Rotate after Installation to Align
- LED: Seoul DOB (Driver On Board) Technology
- Optics: White Translucent Acrylic
- Total Lumens: 400LM
- Color Temperatures: 2700K/ 3000K/ 3500K/ 4000K/ 5000K
- Multi CCT (Selectable Switch on the Back of the driver)
- Color Rendering Index: CRI ≥ 80
- Beam Angle: 100°-110°
- Rated life: 50,000 hrs

Applications:

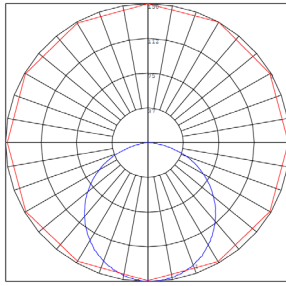
- LED recessed trims have been designed to be a flexible lighting solution for new construction applications, Ideal for closets, storage areas, attics, corridors, or general lighting solutions for residential and commercial applications

Other Models:

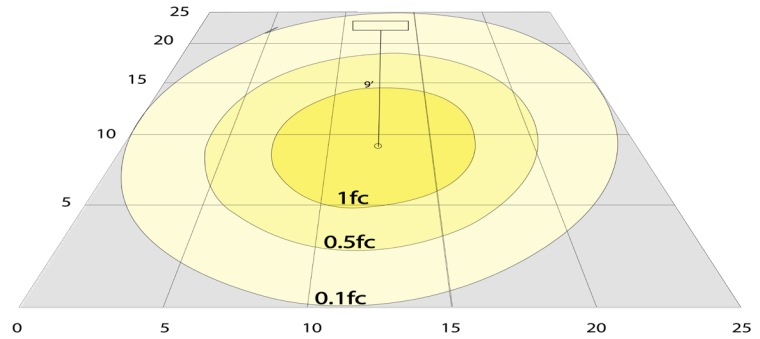
- 6W | 400LM | RSL3-MCT5-ORB
- 6W | 400LM | RSL3-MCT5



Photometrics: RSL3-MCT5-BN



BUG Rating: B2-U1-G0




6W 5000K, Area 25'x 25' Mounting Height: 9'

Other Views:



Side View



Front View



Junction box 1-1/4" thick included with fixtures

Back View

Performance Table: RSL3-MCT5-BN

MODEL NO.	Wattage	Voltage	Lumens	Color Temp.	BUG Rating	LPW
RSL3-MCT5-BN	6W	120V	400LM	2700K	B1-U1-G0	66
				3000K		
				3500K		
				4000K		
				5000K		

Sample Ordering

Model Color Temp. Housing

RSL3 - MCT5 - BN

Accessories:

Blank = No Option For Accessories

RSL-EXT-10FT-MCT = 10 FT. EXTENSION CABLE FOR USE WITH ALL SLIM LIGHT

RSL3-RI = 3" ROUND ROUGH-IN PLATE, 26" LONG

RSL-346-RIBH = 3", 4", 6" (ADJUSTABLE) ROUND GALVANIZED PLATE WITH BAR HANGERS

E26-CONVERTER = SCREW-IN ADAPTER THAT FITS ANY STANDARD

Factory-Installed Option:

Blank = No Option For Accessories

OPT-EM-DL1EXT = EXTERNAL BATTERY BACKUP

ACCESSORIES:



E26-CONVERTER
Includes Medium Base E-26 Screw-in Adapter That Fits Any Standard



RSL3-RI
3" Round Rough-in Plate, 26" long



RSL-EXT-10FT-MCT
10 Ft. Extension Cable For use with all Slim Light



RSL-346-RIBH
3", 4", 6" (Adjustable) Round Galvanized plate with Bar Hangers

FACTORY-INSTALLED OPTION:



OPT-EM-DL1EXT
EXTERNAL BATTERY BACKUP

Example:

1. RSL3-MCT5-BN (FOR RSL3 6W MCT5 FIXTURE 120V)

2. RSL3-MCT5-BN OPT-EM-DL1EXT (FOR RSL3 6W MCT5 FIXTURE 120V) (EXTERNAL BATTERY BACKUP)



Compatible Dimmer List:

MODEL NO.	BRAND
6631-1LT	LEVITON
MACL-153MLH-AL	LUTRON
TGCL-153PH-LA	LUTRON
DVW-603PGH-WH	LUTRON
CT-600PR-WH	LUTRON
LGCL-153PHL-IV	LUTRON
TGCL-153PH-LA	LUTRON
LSLV603PWV	LUTRON
6674-POW	LEVITON
DVCL-153P	LUTRON
MSCL-OP153P	LUTRON
CTCL-153P	LUTRON
MACL-153M	LUTRON
HCL453PTCCCV6	PASS & SEYMOUR
LSLV603PWV	PASS & SEYMOUR

