

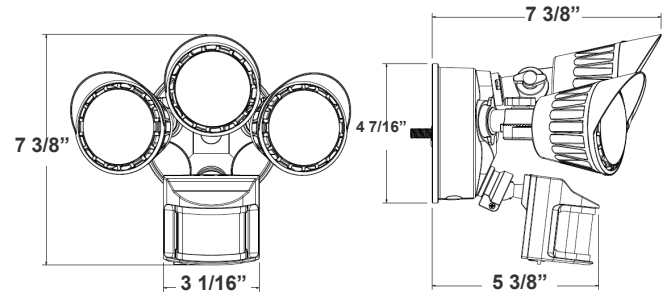
SL SERIES Outdoor Lighting

SL-30W-MCT-WH-P
LED SECURITY LIGHTS WITH PIR SENSOR

WESTGATE
THE FUTURE IS HERE...AND IT'S QUITE BRIGHT!



Customer Name: _____
Project Name: _____
Note: _____ | Type: _____



7 3/8" (W) x 7 3/8" (H) x 5 3/8" (D)

LED Security Light with Triple head, base and PIR sensor
Dim mode Suitable for Outdoor applications, Ideal for doorway, pathway and alleys and Great for use with optional motion sensors or photocell.

Features

- 7-Year Warranty
- Die-cast Aluminum, Powder Coated
- 3-Head Flood
- Multi-CCT: Selectable Switch is on the bottom of the base
- Lifespan: 70000 Hrs.

Technical Specifications

Electrical:

- Voltage: 120V AC, 50/60Hz
- Wattage: 30W
- Power Factor: >0.9
- Efficacy: 95 LM/W

Mechanical:

- Die-cast Aluminum, Powder Coated
- Strict Waterproof Treatment Technology, in line with International Waterproof and Dust proof Standards
- Contains no mercury
- 3-Head Flood
- Operating Temperature: -40°F~104°F
- Suitable for Wet Location
- 7-Year Warranty

Lighting:

- Multi-CCT: Selectable Switch is on the bottom of the base
- Color temperature: 3000K/ 4000K/ 5000K
- Total Lumens: 2800LM
- Color Rendering index: >80
- Beam Angle: 100°
- Lifespan: 70000 Hrs.

Applications:

- Ideal for doorway, pathway and alleys
- Great for use with optional motion sensors or photocell

Other Model:

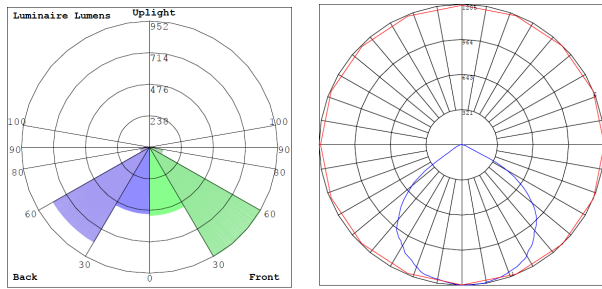
- 20W | 1900LM | SL-20W-MCT-WH-P



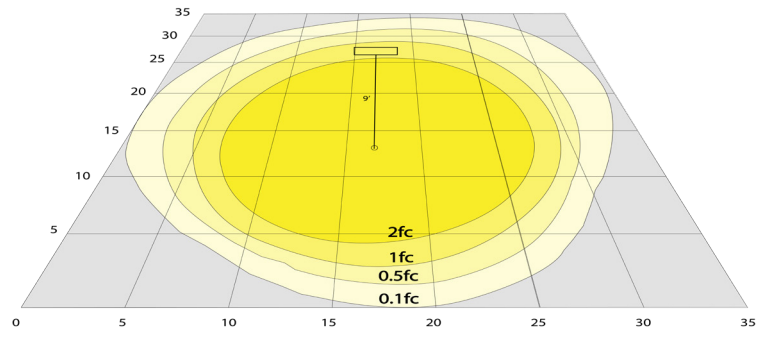
Phone: (877) 805-2252 | Fax: (877) 805-2252
www.westgatefmg.com



Photometrics: SL-30W-MCT-WH-P



BUG Rating: B2-U1-G0



30W, 5000K Area 35'x 35' Mounting Height: 9'

Other Views:



Side View



Front View



Back View

Performance Table: SL-30W-MCT-WH-P

MODEL NO.	Wattage	Voltage	Lumens	Color Temp.	BUG Rating	LPW
SL-30W-MCT-WH-P	30W	120-277V	2800LM	3000K 4000K 5000K	B2-U1-G0	95

Sample Ordering

Model	Min. Watt	Color Temp.	Housing	Sensor
SL	30W	MCT	WH	P

Accessories:

Blank = No Option
SL-PC = 120VAC, UL-RECOG MINIATURE PHOTOCELL "FOR SL SERIES ONLY" 100W Max Load

Accessories:



SL-PC

Example:

- SL-30W-MCT-WH-P (For SL 30W 5000K MCT fixture 120V-277V)
- SL-30W-MCT-WH-P SL-PC (For SL 30W 5000K MCT fixture 120V-277V)
(120VAC, UL-RECOG MINIATURE PHOTOCELL "FOR SL SERIES ONLY" 100W Max Load)



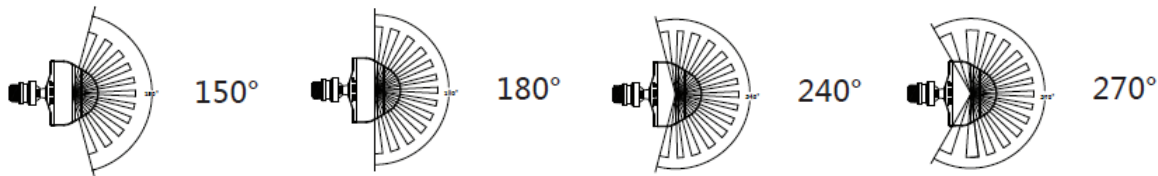
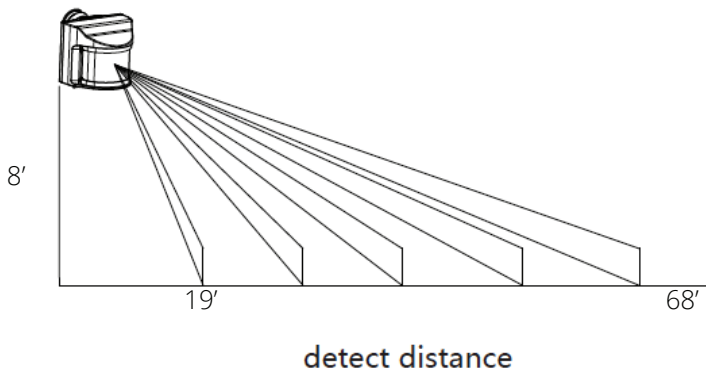
PIR Motion Sensor

Specifacaton:

- Input voltage:100-277V 50/60Hz
- Rated load: MAX 350W
- Detection Range Horizontal :180° Detection Range Vertical 90°
- Detection Distance: 19.68'- 68.89' (adjustable)
- Time Setting:5 Second - 5 Minutes \pm 30%
- Ambient Light:Night Detect: 5-50Lux Day Detect: 35-400Lux
- Detection Motion Speed: 2-5 ft/s
- Working Temperature: -68 °F +113 °F
- Installation Height: 3.28'-13.12' Standard Height 8.2'
- Operating Model: ON TIME/Auto/Dim

Product Function Description:

- The motion detection zone is adjustable from 19' -68' by rotating the third dial clockwise. The sensitivity can be adjusted to increase or decrease the detection range if desired. Adjust the sensitivity as needed. Maximum sensitivity may cause false triggering.



Modes

- ON-Time: This mode overrides the sensor and the light stays on. the light can be controlled using a wall switch or other lighting controls.
- AUTO: In this mode, the light turns on when motion is detected and goes off when motion is gone (after hold time). the time of the operation in this mode is adjustable using the lux dial. the maximum lux allows the light to operate during the day also. the minimum lux makes the fixture wait till it is fully dark before it starts the operation. the you can adjust the duration of light being on after motion has moved away by adjusting the time dial. the sensitivity of the sensor can be adjusted using the range dial.
- Dim: This mode works dusk to dawn. the light turns on 100% brightness when motion is detected and goes down to 20% brightness after motion is gone. the light stays at dim level all night long when there is no motion.

