

# WA SERIES

Commercial Indoor Lighting

**WESTGATE**  
THE FUTURE IS HERE...AND IT'S QUITE BRIGHT!

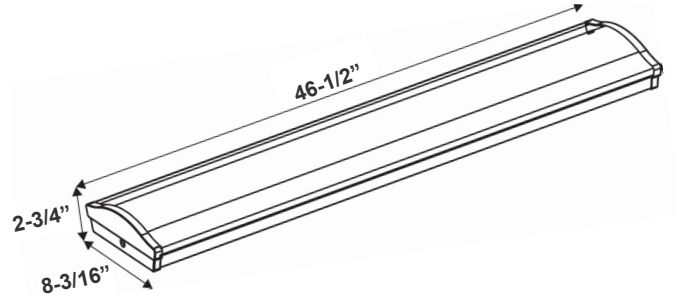
WA-4FT-30W-MCT-D

Customer Name: \_\_\_\_\_

Project Name: \_\_\_\_\_

Note: \_\_\_\_\_

Type: \_\_\_\_\_



46-1/2" (L) x 8-3/16" (W) x 2-3/4" (H)

The LED Wrap-Around Light is a cost-effective, energy-efficient utility lighting fixture for surface-mount applications such as corridors, stairwells, public rooms, schools, hospitals, and utility areas.

## Features

- LED Architectural Wrap-Around Lights
- White Finish
- Light Source: High-lumen LEDs
- 5-Year Warranty
- 50,000 Hours Rated Life
- Lens: Opal Polycarbonate
- MCT: Multi Color Temperature (Selectable with Switch Inside Fixture)

## Technical Specifications

### Electrical:

- Voltage: 120-277VAC 50/60Hz
- Wattage: 30W
- Power Factor: >0.95
- Efficacy: 98/ 98/ 105 LPW

### Mechanical:

- White Finish
- Housing: Die-formed Heavy Gauge Cold Rolled Steel with Powder-Coated White
- Steel Thickness: 24 Gauge
- Driver: Optional
- Installation: Ceiling-Mounted
- Optional Battery Backup Available for 30W Units
- Operating Temp: -22°F~107°F
- Suitable for Damp Locations

### Lighting:

- Dimmable: 0~10V Dimming
- Total Lumens: 3166LM/ 3217LM/ 3340LM
- Color Temperatures: 3500K/4000K/5000K
- Multi-CCT (selectable with switch inside the fixture)
- Color Rendering Index: CRI ≥ 82
- IP Rating: IP40

### Applications:

- Ideal for corridors, stairwells, public rooms, schools, hospitals, and utility areas

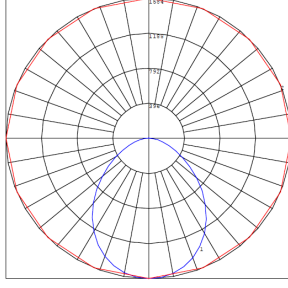
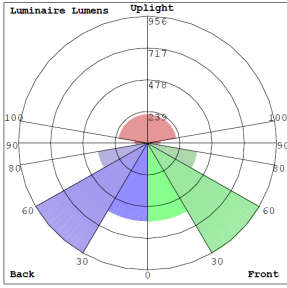


Phone: (877) 805-2252 | Fax: (877) 805-2252  
www.westgatemfg.com | www.westgatecontrols.co

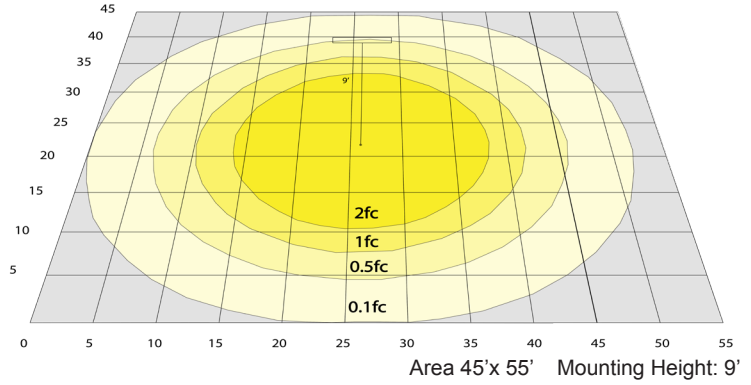


WG-Z6-Z9-ZZ

## Photometrics: WA-4FT-MCT



BUD Rating: B2-U3-G1



Area 45'x 55' Mounting Height: 9'

## Other Views:



Front View



Side View



Back View

## Performance Table: WA-4FT-MCT

MODEL NO.	Wattage	Voltage	Lumens	Color Temp.	BUG Rating	LPW
WA-4FT-30W-MCT-D	30W	120~277V	3166LM	3500K	B2-U3-G1	98
			3217LM	4000K		98
			3340LM	5000K		105

## Sample Ordering

Model	Size	Wattage	Color Temp.	Feature
WA	4FT	30W	MCT	D

## Factory-Installed Options:

Blank = No Option For Accessories

OPT-EM-CM1INT= INTERNAL EMERGENCY BACKUP BATTERY

OPT-SEN-2MDR-36=PROGRAMMABLE MICROWAVE BI-LEVEL SENSOR

WEC-3RC=OPTIONAL REMOTE CONTROL

OPT-2P-58=PIR SENSOR (not remote capable)

## Example:

1. WA-4FT-30W-MCT-D (FOR WA 4FT 30W MCT FIXTURE 120-277V)
2. WA-4FT-30W-MCT-D (FOR WA 4FT 30W MCT FIXTURE 120-277V)  
OPT-EM-CM1INT (INTERNAL EMERGENCY BACKUP BATTERY)

## SENSOR AND EMERGENCY BATTERY BACKUP OPTIONS:



OPT-EM-CM1INT



OPT-SEN-2MDR-36



WEC-3RC



OPT-2P-58

