

WML-HL SERIES LED OUTDOOR LIGHTING

WESTGATE
THE FUTURE IS HERE...AND IT'S QUITE BRIGHT!

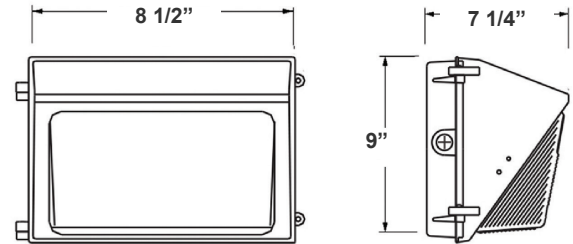
WML-HL-30W-30K
WML-HL-30W-40K
WML-HL-30W-50K

Customer Name: _____

Project Name: _____

Note: _____

Type: _____



8 1/2"(W) x 9"(H) x 7 1/4"(D)

Ideal for general site lighting, alleys, loading docks, doorway, pathway, and parking areas.

Features

- Die-Cast Aluminum with Powder Coat Finish (Dark Bronze), Optimized for LED
- Connect One End or Both Ends (Dual Function)
- 7-year warranty
- Prismatic Borosilicate Glass Lens
- High-Lumen, 140 L/W

Technical Specifications

Electrical:

- Input Wattage: 30W
- Input Voltage: 120-277VAC 50/60Hz
- Input current: 0.52A
- Power factor: >0.95
- Efficacy: 140 LPW

Mechanical:

- Die-cast aluminum with powder coat finish (Dark Bronze)
- Same Footprint as Traditional HID Wall Packs
- Four 1/2" Hubs: 1 top, 1 on Each Side, 1 Rear
- Mounting: Wall Mounting
- Operating Temperature: -4°F ~ 104°F
- Lifespan: 70000 Hrs.
- IP rating: IP65, Wet Locations

Lighting:

- Dimming: 0-10V Dimming
- Lens: Prismatic Borosilicate Glass Lens
- Chip: Lumileds LEDs
- Total Lumens: 5LM
- Color Temperature: 3000K/4000K/5000K
- CRI: >80

Applications:

- Ideal for general site lighting, alleys, loading docks, doorway, pathway and parking areas.
- Replace existing HID wall packs
- Great for use with photocell

Other Models:

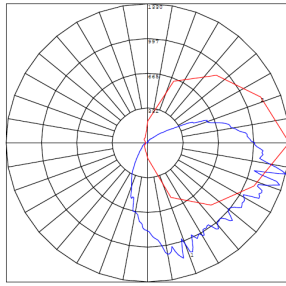
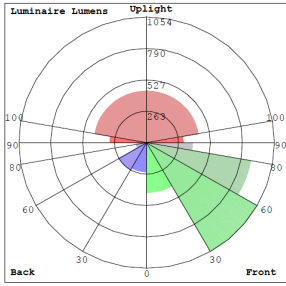
• 50W | 7100LM | MWL-HL-50W-30K • 60W | 8700LM | WML-HL-60W-30K • 80W | 11600LM | MWL-HL-80W-30K • 100W | 14800LM | MWL-HL-100W-30K • 120W | 17100LM | MWL-HL-50W-30K
• 50W | 7100LM | MWL-HL-50W-40K • 60W | 8700LM | MWL-HL-60W-40K • 80W | 11600LM | MWL-HL-80W-40K • 100W | 14800LM | MWL-HL-100W-40K • 120W | 17100LM | MWL-HL-50W-40K
• 50W | 7100LM | MWL-HL-50W-50K • 60W | 8700LM | MWL-HL-60W-50K • 80W | 11600LM | MWL-HL-80W-50K • 100W | 14800LM | MWL-HL-100W-50K • 120W | 17100LM | MWL-HL-50W-50K



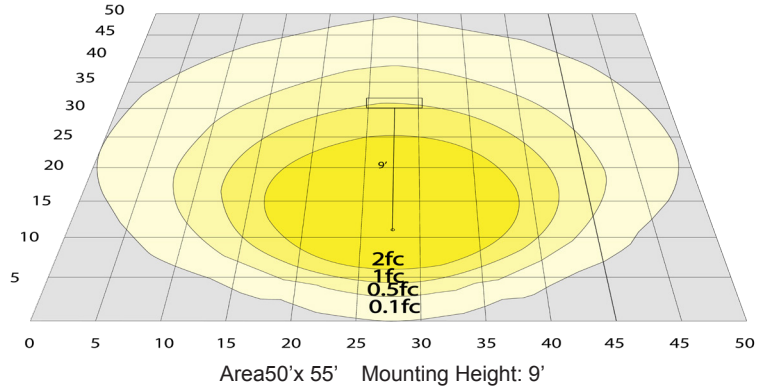
Phone: (877) 805-2252 | Fax: (877) 805-2252
www.westgatefmfg.com | www.westgatecontrols.co



Photometrics: WML-HL-30W



BUG Rating: B1-U3-G3



Area 50'x 55' Mounting Height: 9'

Other Views:



Side View



Front View



Back View

Performance Table: WML-HL-30W

MODEL NO.	Wattage	Voltage	Lumens	Color Temp.	BUG Rating	LPW
WML-HL-30W-30K	30W	120-277V	4200LM	3000K	B1-U3-G3	140
WML-HL-30W-40K	30W	120-277V	4200LM	4000K	B1-U3-G3	140
WML-HL-30W-50K	30W	120-277V	4200LM	5000K	B1-U3-G3	140

Sample Ordering

Model Watt Color Temp.

WML - HL - 30W -

30K = 3000K
40K = 4000K
50K = 5000K

Accessories:

Blank = No Option For Accessories

Factory-Installed Options:

Blank = No Option For Accessories

OPT-EM-OD1EXT= EXTERNAL EMERGENCY BACKUP BATTERY

OPT-PC-B= 120-277V

OPT-CLR-85= COLOR PAINT

OPT-SEN-3MRLV-5= PROGRAMMABLE MICROWAVE BI-LEVEL SENSOR

WEC-7RC= REMOTE CONTROL

FACTORY-INSTALLED OPTIONS:



OPT-EM-OD1EXT



OPT-PC-B



OPT-SEN-3MRLV-5



WEC-7RC

Example:

1. WML-HL-30W-30K
OPT-EM-OD1EXT

(FOR 30W 3000K FIXTURE 120-277V)
(EXTERNAL EMERGENCY BACKUP BATTERY)

WESTGATE

