

# WMXE SERIES LED OUTDOOR LIGHTING

**WESTGATE**  
THE FUTURE IS HERE...AND IT'S QUITE BRIGHT!

WMXE-MD-25-65W-MCTP-P

BUILDER SERIES TRADITIONAL WALL PACK W/ PHOTOCCELL

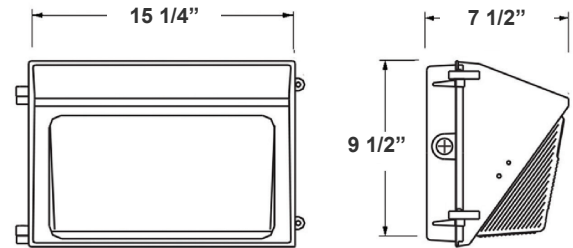
**MCTP** Multi Color Temperature & Multi Power/Wattage (Selectable)

Customer Name: \_\_\_\_\_

Project Name: \_\_\_\_\_

Note: \_\_\_\_\_

Type: \_\_\_\_\_



Ideal for general site lighting, alleys, loading docks, doorway, pathway, and parking areas.

15 1/4"(W) x 9 1/2"(H) x 7 1/2"(D)

## Features

- ADC12 Aluminum Heat Sink, Outdoor Powder Coating
- Multi-Power Switch is inside the Fixture
- 7-year warranty
- Prismatic Borosilicate Glass Lens

## Technical Specifications

### Electrical:

- Input Wattage: 25/45/65W
- Input Voltage: 120-277V AC 50/60Hz
- Input current: 1.0 A
- Power factor: >0.9
- Efficacy: 140 LPW

### Mechanical:

- ADC12 Aluminum Heat Sink, Outdoor Powder Coating
- Lens: Prismatic Borosilicate Glass Lens
- Same Footprint as Traditional HID Wall Packs
- DC Button Photocell with ON/OFF switch Included
- Four 1/2" Hubs: 1 top, 1 on Each Side, 1 Rear
- Mounting: Wall Mounting
- Operating Temperature: -40°F ~ 104°F
- Lifespan: 70000 Hrs.
- IP rating: IP65, Wet Locations

### Lighting:

- Dimming: 0-10V Dimming
- Multi-Power Switch is inside the Fixture
- Total Lumens: 9100LM Max.
- Color Temperature: 3000K/4000K/5000K
- CRI: >70

### Applications:

- Ideal for general site lighting, alleys, loading docks, doorway, pathway and parking areas.
- Replace existing HID wall packs
- Great for use with photocell

### Other Models:

• 85W | 11900LM | WMXE-MD-45-85W-MCTP-P

• 120W | 16800LM | WMXE-MD-80-120W-MCTP-P

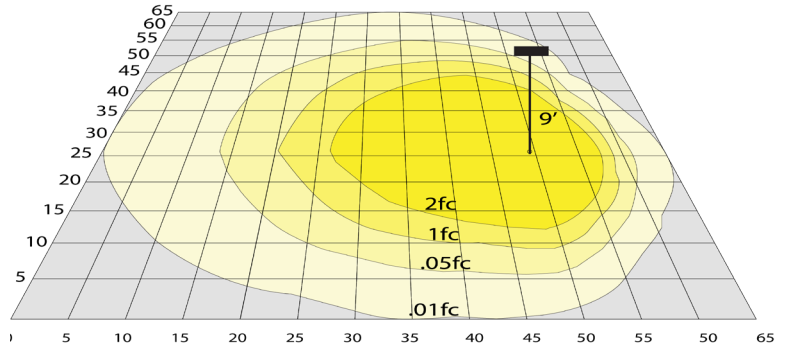
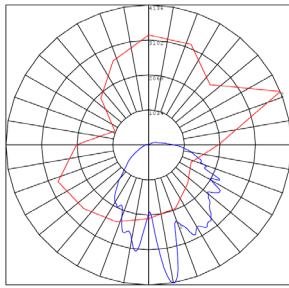
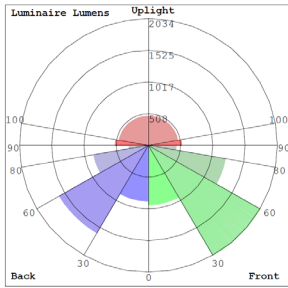


Phone: (877) 805-2252 | Fax: (877) 805-2252  
www.westgatemfg.com |



W/G-06282022

## Photometrics: WMXE-MD-25-65W-MCTP-P



BUG Rating: B2-U4-G3

Area 65'x 65' Mounting Height: 9'

## Other Views:



Side View



Front View



Back View

## Performance Table: WMXE-MD-25-65W-MCTP-P

MODEL NO.	Wattage	Voltage	Lumens	Color Temp.	BUG Rating	LPW
WMXE-MD-25-65W-MCTP-P	25W	120-277V	3500	3000K 4000K 5000K	B2-U4-G3	140
	45W		6300			
	65W		9100			

## Sample Ordering

Model	Size	Min. Watt	Max. Watt	Color Temp.	Photocell
WMXE	MD	25	65W	MCTP	P

## Factory-Installed Options:

Blank = No Option For Accessories  
 OPT-EM-OD3INT= INTERNAL EMERGENCY BACKUP BATTERY  
 OPT-SEN-3MRLV-5= PROGRAMMABLE MICROWAVE  
 OPT-CLR-85= COLOR PAINT  
 WEC-8RC= REMOTE CONTROL  
 OPT-TRS-T20= TAMPER RESISTANT SCREW

## FACTORY-INSTALLED OPTIONS:



OPT-EM-OD3INT



WEC-8RC



OPT-SEN-3MRLV-5

