

# WMXPRO SERIES LED OUTDOOR LIGHTING

WMXPRO-LG-50-120W-MCTP

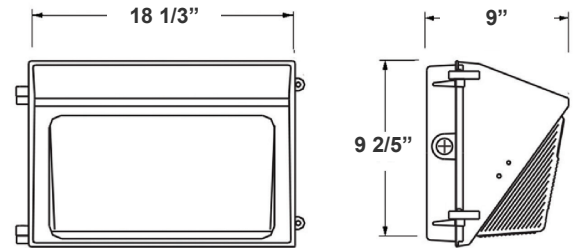
**WESTGATE**  
THE FUTURE IS HERE...AND IT'S QUITE BRIGHT!

Customer Name: \_\_\_\_\_

Project Name: \_\_\_\_\_

Note: \_\_\_\_\_

Type: \_\_\_\_\_



18 1/3"(W) x 9 2/5"(H) x 9"(D)

Ideal for general site lighting, alleys, loading docks, doorway, pathway, and parking areas.

## Features

- ADC12 Aluminum Heat Sink, Outdoor Powder Coating
- Connect One End or Both Ends (Dual Function)
- Multi Power & CCT (Switches are inside fixture)
- 7-year warranty
- Prismatic Borosilicate Glass Lens

## Technical Specifications

### Electrical:

- Input Wattage: 50/80/100/120W
- Input Voltage: 120-277V AC 50/60Hz
- Input current: 1.4 A
- Power factor: >0.9
- Efficacy: 130 LPW

### Mechanical:

- ADC12 Aluminum Heat Sink, Outdoor Powder Coating
- Lens: Prismatic Borosilicate Glass Lens
- Same Footprint as Traditional HID Wall Packs
- Four 1/2" Hubs: 1 top, 1 on Each Side, 1 Rear
- Mounting: Wall Mounting
- Operating Temperature: -40°F ~ 104°F
- Lifespan: 70000 Hrs.
- IP rating: IP65, Wet Locations

### Lighting:

- Dimming: 0-10V Dimming
- Chip: Lumileds LEDs
- Multi Power & CCT (Switches are inside fixture)
- Total Lumens: 16500LM Max.
- Color Temperature: 3000K/4000K/5000K/5700K
- CRI: >70

### Applications:

- Ideal for general site lighting, alleys, loading docks, doorway, pathway and parking areas.
- Replace existing HID wall packs
- Great for use with photocell

## Other Models:

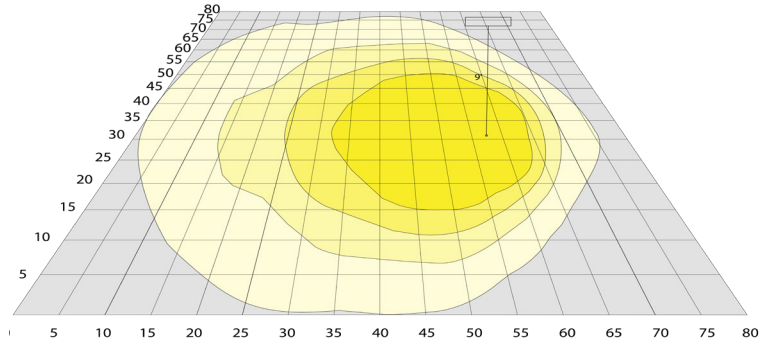
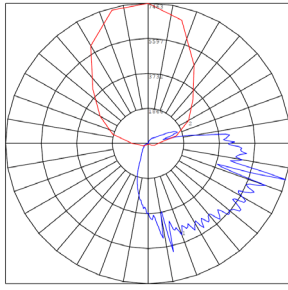
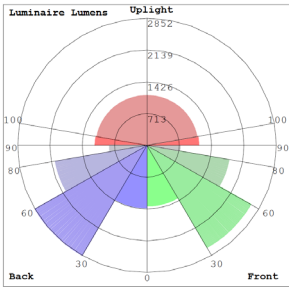
• 30W | 4200LM | WMXPRO-SM-15-30W-MCTP • 60W | 8100LM | WMXPRO-MD-20-60W-MCTP • 80W | 11200LM | WMXPRO-MD-20-80W-MCTP



Phone: (877) 805-2252 | Fax: (877) 805-2252  
www.westgatemfg.com



**Photometrics:** WMXPRO-LG-50-120W-MCTP



BUG Rating: B3-U5-G4

Area 80'x 80' Mounting Height: 9'


**Other Views:**



Side View



Front View



Back View

**Performance Table:** WMXPRO-LG-50-120W-MCTP

MODEL NO.	Wattage	Voltage	Lumens	Color Temp.	BUG Rating	LPW
WMXPRO-LG-50-120W-MCTP	50W	120-277V	7000LM	3000K 4000K 5000K 5700K	B3-U5-G4	130
			7150LM			
			7300LM			
			7300LM			
	80W		10500LM			
			10900LM			
			11300LM			
			11300LM			
	100W		13100LM			
			13600LM			
			14100LM			
			14100LM			
	120W		15300LM			
			15900LM			
			16500LM			
			16500LM			



# Sample Ordering

Model	Size	Min. Watt	Max. Watt	Watt/Color Temp.
WMXPRO	LG	50	120W	MCTP

## Accessories:

Blank = No Option For Accessories  
 WML-SH3= SHIELD FOR WMXPRO 120W

## Factory-Installed Options:

Blank = No Option For Accessories  
 OPT-EM-OD1EXT = EXTERNAL EMERGENCY BACKUP BATTERY  
 OPT-SEN-3MRLV-5 = PROGRAMMABLE MICROWAVE (BI-LEVEL FOR 80W & UP)  
 OPT-PC-B = BUTTON  
 OPT-CLR-85 = COLOR PAINT  
 WEC-8RC= REMOTE CONTROL  
 OPT-TRS-T20 = TAMPER RESISTANT SCREW  
 OPT-WP-480V = CHANGE VOLTAGE

## ACCESSORY:



WML-SH3

## FACTORY-INSTALLED OPTIONS:



OPT-EM-OD3INT



OPT-PC-B



WEC-8RC



OPT-SEN-3MRLV-5

## Example:

1. WMXPRO-LG-50-120W-MCTP

(FOR 120W MAX MCTP FIXTURE 120-277V)

2. WMXPRO-LG-50-120W-MCTP  
 OPT-EM-OD3INT

(FOR 120W MAX MCTP FIXTURE 120-277V)  
 (INTERNAL EMERGENCY BACKUP BATTERY)

## Dimensions:



WML-SH3  
 SHIELD FOR WMXPRO 120W

