

# WSX SERIES Outdoor Lighting

WSX-20-40W-MCTP-SRK-224  
POWER & CCT- ADJUSTABLE X-GEN SEASIDE LIGHT

**MCTP** Multi Color Temperature & Multi Power/Wattage (Selectable)



LED Seaside Outdoor Wall Lantern with aluminum housing & powder-coated finish, acrylic diffuser. Ideal for general site lighting, residential buildings, doorway, pathway and parking areas.

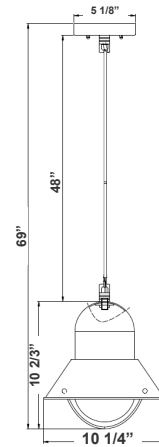
**WESTGATE**  
THE FUTURE IS HERE...AND IT'S QUITE BRIGHT!

Customer Name: \_\_\_\_\_

Project Name: \_\_\_\_\_

Note: \_\_\_\_\_

Type: \_\_\_\_\_



5 1/8"(W) x 69"(H) x 10 1/4"(D)  
Canopy Diameter: 5 1/8" x 1"

## Features

- Aluminum Housing And Steel Back Plate
- White Glass Lens
- 7-Year Warranty
- Multi CCT Power Switch Is Inside Fixture

## Technical Specifications

### Electrical:

- Voltage: 120V AC 60Hz
- Wattage: 20W/30W/40W
- Power Factor: >0.90
- Efficacy: 100 LPW

### Mechanical:

- Aluminum Housing And Steel Back Plate
- White Glass Lens
- Universal Swivel W/ Rod Kit, 24 Or 48 Inches, 5-Wire, Black OR White
- 45" Suspended Chain/Cord & Canopy
- Operating Temperature: -4°F to 104°F
- Wet Location
- 7-Year Warranty
- IP42, Suitable for Outdoor Use

### Lighting:

- Total Lumens: 1200LM
- Color Temperatures: 3000K/4000K/5000K
- Color Rendering Index: CRI ≥ 80
- Beam Angle: 90° x 110°
- Rated life: 70,000 Hrs

### Applications:

- LED Seaside Outdoor Wall Lantern With Aluminum housing & Powder-Coated Finish, Acrylic Diffuser. Ideal For General Site Lighting, Residential Buildings, Doorway, Pathway And Parking Areas.

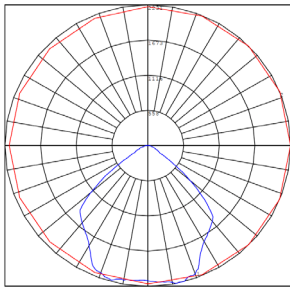
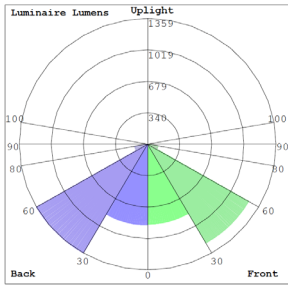


Phone: (877) 805-2252 | Fax: (877) 805-2252  
www.westgatemfg.com

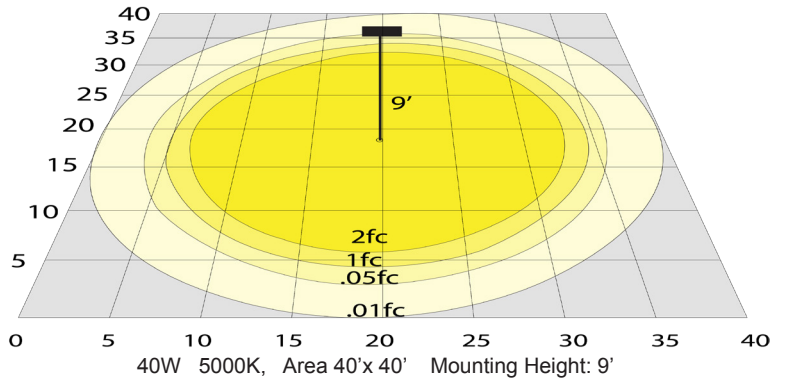


WG-07212022

**Photometrics:** WSX-20-40W-MCTP-SRK-224



BUD Rating: B2-U1-G1



**Other Views:**



Side View



Lens View



Canopy View

**Performance Table:** WSX-20-40W-MCTP-SRK-224

MODEL NO.	Wattage	Voltage	Lumens	Color Temp.	BUG Rating	LPW
WSX-20-40W-MCTP-SRK-224	20W 30W 40W	120V	1200LM	3000K 4000K 5000K	B2-U1-G1	100

**Sample Ordering**

Model	Min. Watt	Max. Watt	Color Temp.	Housing	Size
WSX	20	40W	MCTP	SRK	224

**Accessories:**

- Blank = No Option For Accessories
- WSX-RL-WH = WSX Original White Lens Replacement (Default Lens)
- WSX-RL-FR = WSX Optional Frosted Lens
- WSX-RL-AB = WSX Optional Alabaster Lens

**Factory-Installed Options:**

- Blank = No Option For Accessories
- OPT-WSX-WG = Factory-Installed Wire Guard
- OPT-PC-BUM = Button Photocell
- OPT-EM-WSX = Factory-Installed EM with Back Box
- OPT-SEN-WSX = Factory-Installed BI-Level Motion Sensor Installed with Back Box

**ACCESSORIES:**



**FACTORY-INSTALLED OPTIONS:**



Back Box Dimensions: 7" x 1.6"

