

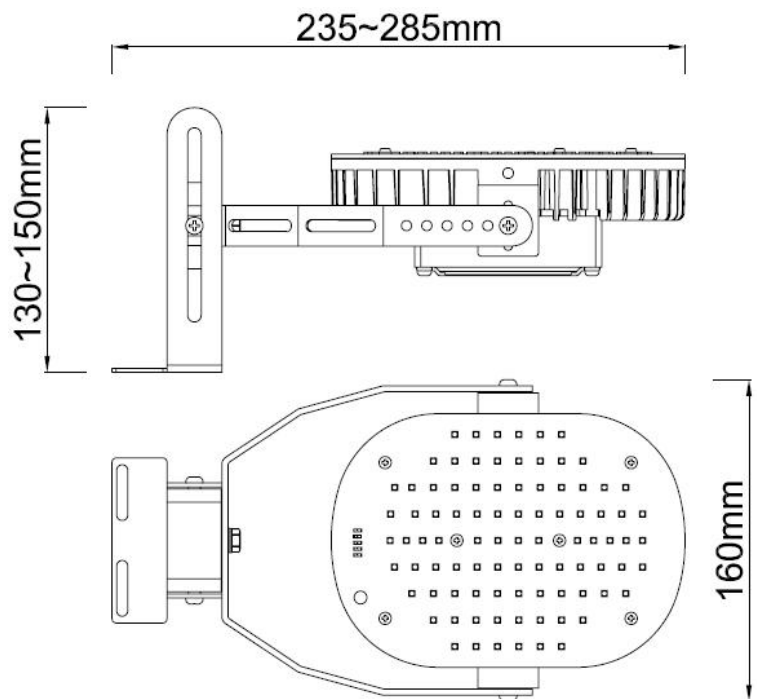


NAME: LED Retrofit Kits

P/N: ZY-SRT-100W

Advantage:

- UL cUL certificate
- PHILIPS Chip, SUNON fan
- high CRI
- Mean Well IP65 driver,
Input voltage 100-277VAC
- No UV or IR in the beam
- Easy to install and operate
- Energy saving, long service life
- Light is soft and uniform, safe to eyes
- Instant start, NO flickering, NO humming
- Green and eco-friendly without mercury.



Application:

- ◆ Outdoor Wall-mounted Area Luminaires

Product Specifications

Product name	LED Retrofit Kits
Part No	ZY-SRT-100W
Light Type	Retrofit Kits
Dimension	(235-285) *160* (130-150) mm

Technical Characteristic

Color temperature	4000K	4500K	5000K	5700K
CRI	>80			
Lumen	10000-13500LM			
Input Power	100W			
Viewing Angle	120 Degree			
Input Voltage	100-277VAC 50/60Hz			
Driver model	HLG-120H-24B(Mean Well Driver)			
PFC	>0.9			
Equivalent	800W incandescent / 250W CFL			
Waterproof Rating	IP40			

Materials

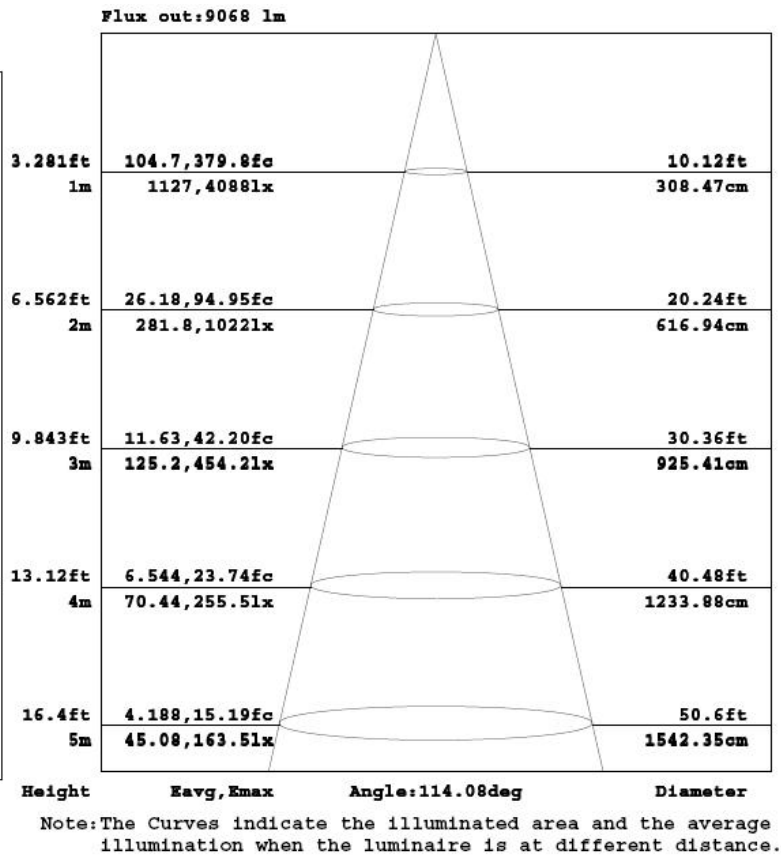
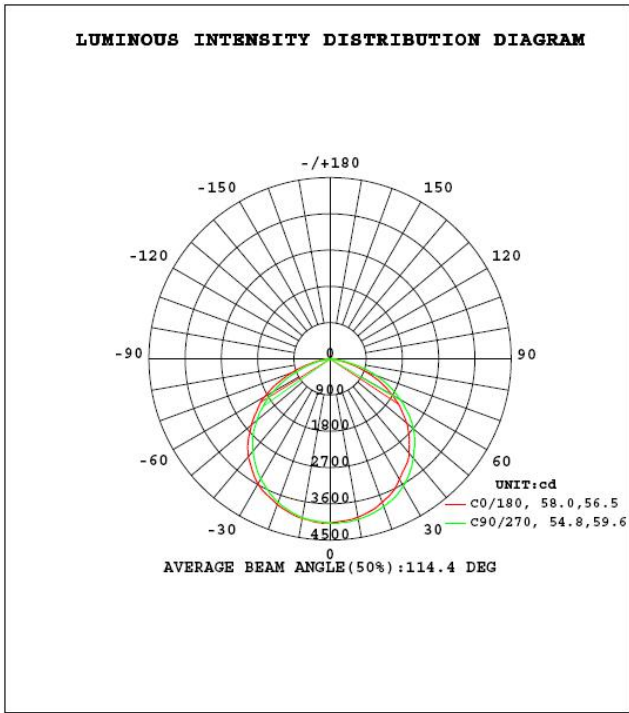
LED Brand	PHILIPS
LED Type	3030, 1.5W
LED QTY	111 PCS
Housing	Aluminum
Housing color	Gray

Others

Operating Temperature	-20℃ TO 45℃
Operating Humidity	20%-90% RH
Storage Temperature	-30℃ TO 80℃
Storage Humidity	10%-95%
Application	Outdoor Wall-mounted Area Luminaires
Safety Certification	UL、cUL、DLC
Warranty Time	5 Years

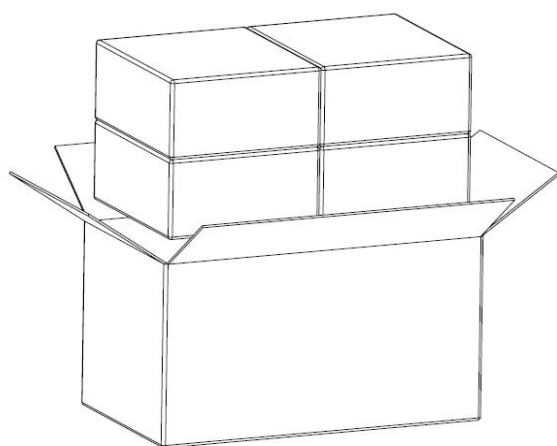
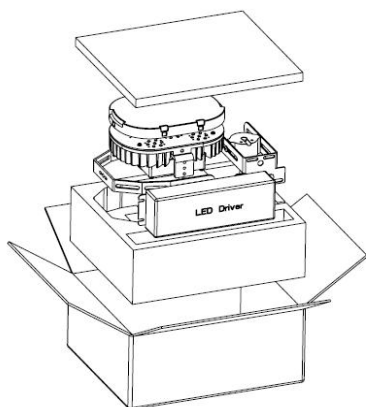
Light Distribution Testing Parameters

DATA OF LAMP		PHOTOMETRIC DATA Eff: 109.45 lm/W			
MODEL	ZY-SRT-100W	I _{max} (cd)	4083	S/MH (C0/180)	1.31
NOMINAL POWER (W)	100	LOR (%)	100.0	S/MH (C90/270)	1.26
RATED VOLTAGE (V)	120	TOTAL FLUX (lm)	11559	η UP, DN (C0-180)	0.0, 52.1
NOMINAL FLUX (lm)	11559.4	CIE CLASS	DIRECT	η UP, DN (C180-360)	0.1, 47.8
LAMPS INSIDE	1	η up (%)	0.1	CIBSE SHR NOM	1.25
TEST VOLTAGE (V)	120.0	η down (%)	99.9	CIBSE SHR MAX	1.35



Lamps Net Weight: 2.3 Kg/pcs

	Size	Qty/Carton	Weight/Carton
inner box	29*25*13 CM	1	2.85 kg
Outer box	53*31*30 CM	4	12.5 kg



Notice For User

- ◆ Please turn off power before install or change assembly parts.
- ◆ The input voltage and lamps should be matched, after connecting the power line, Please make sure the wiring section is insulated.
- ◆ No-professionals, must not install and disassemble the lamps.

Trouble Shootings

Troubles	Check points
Flickering of the light	Turn off the power and turn on again in 3 minutes. If same phenomena occur, then call agencies
Out of working	Please check the connection