

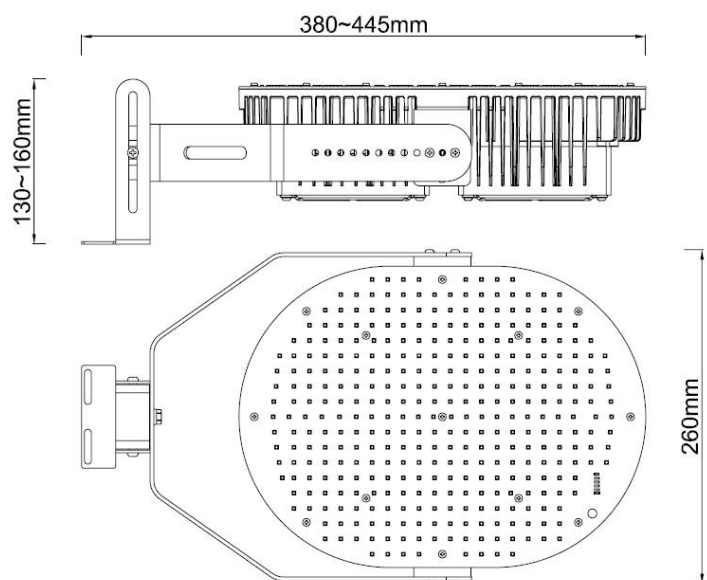


NAME: LED Retrofit Kits

P/N: ZY-SRT-300W

Advantage:

- UL cUL certificate
- PHILIPS Chip, SUNON fan
- high CRI
- Mean Well IP65 driver,
Input voltage 100-277VAC
- No UV or IR in the beam
- Easy to install and operate
- Energy saving, long service life
- Light is soft and uniform, safe to eyes
- Instant start, NO flickering, NO humming
- Green and eco-friendly without mercury.



Application:

- ◆ Outdoor Pole/Arm-mounted Area and Roadway Luminaires.

Product Specifications

Product name	LED Retrofit Kits
Part No	ZY-SRT-300W
Light Type	Retrofit Kits
Dimension	(380-445) *260* (130-160) mm

Technical Characteristic

Color temperature	4000K	4500K	5000K	5700K
CRI	>80			
Lumen	30000-39000LM			
Input Power	300W			
Viewing Angle	120 Degree			
Input Voltage	100-277VAC 50/60Hz			
Driver model	HLG-320H-48B(Mean Well Driver)			
PFC	>0.9			
Equivalent	2500W incandescent / 700W CFL			
Waterproof Rating	IP40			

Materials

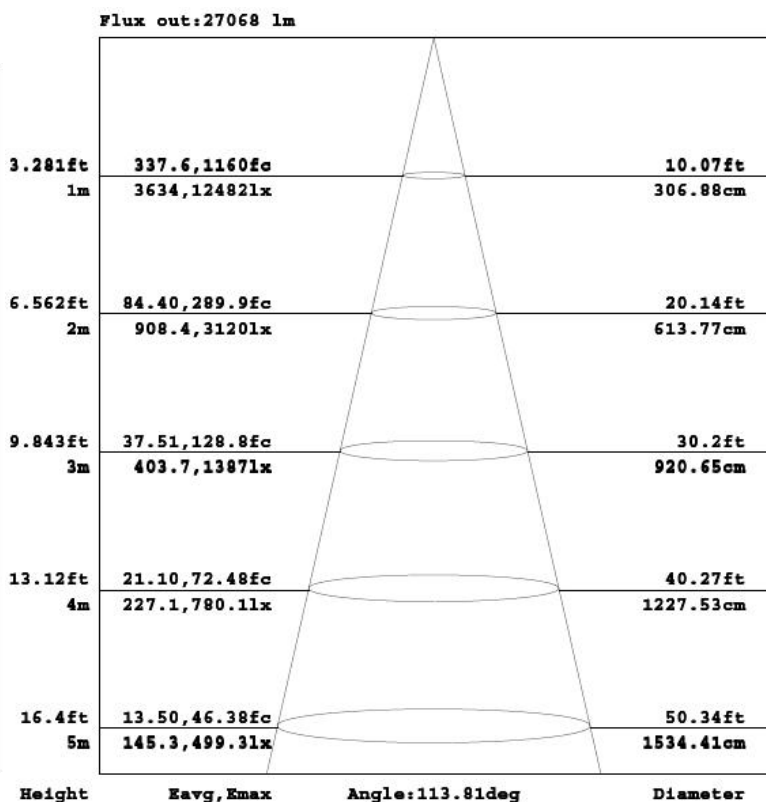
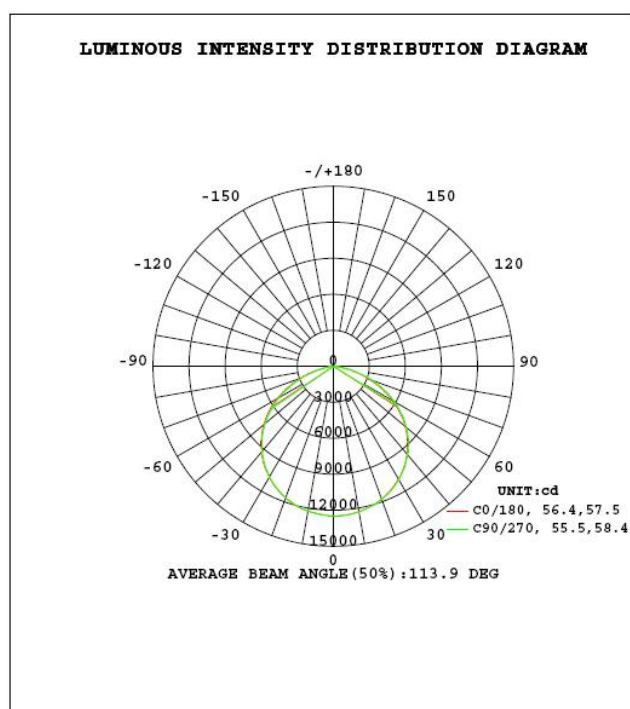
LED Brand	PHILIPS
LED Type	3030, 1.5W
LED QTY	350 PCS
Housing	Aluminum
Housing color	Gray

Others

Operating Temperature	-20℃ TO 45℃
Operating Humidity	20%-90% RH
Storage Temperature	-30℃ TO 80℃
Storage Humidity	10%-95%
Application	Outdoor Pole/Arm-mounted Area and Roadway Luminaires
Safety Certification	UL, cUL
Warranty Time	5 Years

Light Distribution Testing Parameters

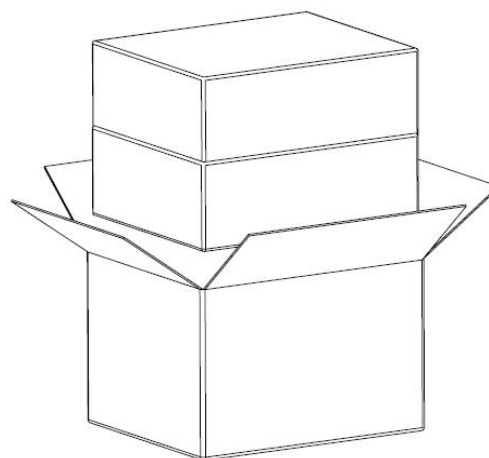
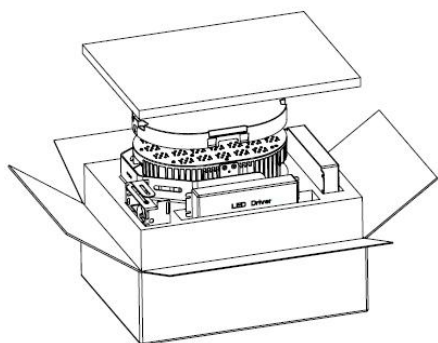
DATA OF LAMP		PHOTOMETRIC DATA Eff: 116.34 lm/W			
MODEL		K Imax (cd)	12473	S/MH (C0/180)	1.27
NOMINAL POWER (W)	300	LOR (%)	100.0	S/MH (C90/270)	1.27
RATED VOLTAGE (V)	120	TOTAL FLUX (lm)	35288	η UP, DN (C0-180)	0.1, 51.5
NOMINAL FLUX (lm)	35288.4	CIE CLASS	DIRECT	η UP, DN (C180-360)	0.1, 48.4
LAMPS INSIDE	1	η up (%)	0.1	CIBSE SHR NOM	1.25
TEST VOLTAGE (V)	120.0	η down (%)	99.9	CIBSE SHR MAX	1.35



Note: The Curves indicate the illuminated area and the average illumination when the luminaire is at different distance.

Package
Lamps Net Weight: 7.3 Kg/pcs

	Size	Qty/Carton	Weight/Carton
inner box	50*38*17 CM	1	8.7 kg
Outer box	51*40*36 CM	2	18.5 kg


Notice For User

- ◆ Please turn off power before install or change assembly parts.
- ◆ The input voltage and lamps should be matched, after connecting the power line, Please make sure the wiring section is insulated.
- ◆ No-professionals, must not install and disassemble the lamps.

Trouble Shootings

Troubles	Check points
Flickering of the light	Turn off the power and turn on again in 3 minutes. If same phenomena occur, then call agencies
Out of working	Please check the connection