


PROJECT: TYPE:

LOCATION: CAT:



Description

Economical and versatile tape light with RGB+WW capable light output and run lengths up to 22ft

Features

- Unjacketed (IP54) or Jacketed (IP65) rating options
- Linking accessories, controllers, receivers, power supplies, and extrusions are available for Trulux tape light (sold separately)

Mounting

Surface mount via attached 3M adhesive tape, mounting clips, or aluminum extrusions (sold separately)

Applications

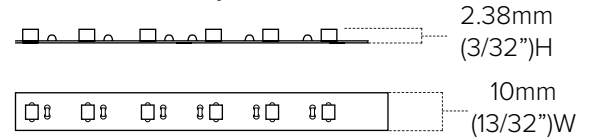
Task or accent lighting, edge lighting, cabinetry, shelving, coves, staircases, toe kicks, railings, display cases

Technical Information

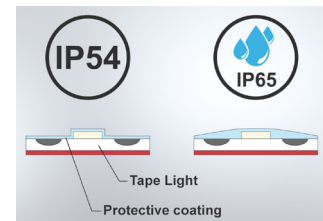
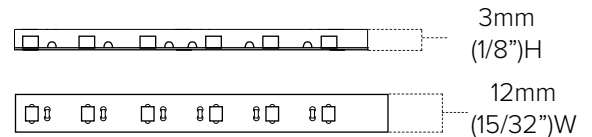


IP Rating	IP54	IP65 (void if cut)
Voltage	24V DC	24V DC
CCT	3-in-1 RGB	3-in-1 RGB
CRI	94+	
Wattage	4.6W/ft	4.6W/ft
Lumens	up to 370Lm/ft	up to 370Lm/ft
Max Run	22ft	22ft
Cutting	6.6"	6.56"
Dimming	Trulux controllers or DMX control	
LED	RGB+WW LEDs spaced every 0.64"	
Beam	120°	
Operating Temp	5°C (41°F) to 70°C (158°F)	
Ambient Temp	-20°C (-4°F) to 40°C (104°F)	
Rating	cULus Listed, dry location	cULus Listed, damp location
Rated Life	50,000 Hours	50,000 Hours

Dimensions: IP54 Unjacketed




Dimensions: IP65 Jacketed



When using standard snap connectors, it is recommended to scrape off the coating from each conductor to ensure a proper connection. When using heavy duty snap connectors, this is only necessary for IP65 and IP68 types.

Trulux RGBW Controller Set-up



RGBW Controller
(3 zone)



Adaptive LED Driver
(30W / 60W / 96W / 192W / 288W)







Trulux RF Receiver
(Required per zone)



Trulux Tape Light

Trulux RGB Control Options

Image	Part Number	Description
Trulux Controllers		
	RF-RGBW-3Z	Trulux RGB+WW Radio Frequency Control; Touch Slide Wall Mount; 1-3 zones; 12V/24V DC input; Requires the use of a Trulux Radio Frequency receiver
	RF-RGBW-3AAA	Trulux Single Color Radio Frequency Control; Handheld Remote; 1-8 zones; Battery operated (3xAAA not included); Requires the use of a Trulux Radio Frequency receiver
	RF-RGBW-USB	Trulux Single Color Radio Frequency Control; Handheld Remote; 1-8 zones; Battery operated (USB Rechargeable); Requires the use of a Trulux Radio Frequency receiver
	Trulux App	Trulux Mobile Application; Mobile Phone or Tablet ready, interactive dial controls; Available on Google Play or the App Store; Requires the TruHub (RF-WiFi-8) router and receivers (REC-5A-4Z) for 2-8 zones or the RF + WiFi receiver (REC-5A-4Z-WiFi) for single zone applications
	DMX-2-2	Trulux RGB DMX Control; Touch Slide Wall Mount; 12V/24V DC input; 2+2 zones; Requires the use of a Trulux DMX receiver
	DMX-3Z	Trulux RGB DMX Control; Touch Slide Wall Mount; 12V/24V DC input; 1-3 zones; Requires the use of a Trulux DMX receiver
Trulux Receivers		
	REC-5A-4Z	Trulux Radio Frequency Receiver; Sync multiple receivers to a single control; 4 x (60-180W) 5A per channel; 12V/24V DC input; For use with Trulux Radio Frequency control or Trulux TruHub plus Trulux App
	REC-5A-4Z-WIFI	Trulux Radio Frequency + WiFi Receiver; Sync multiple receivers to a single control; 4 x (60-180W) 5A per channel; 12V/24V DC input; For use with Trulux Radio Frequency Control or Trulux App
	WIFI-RF-8	TruHub WiFi Hub Control; converts WiFi to RF for 2-8 zones; For use with REC-5A-4Z and Trulux App
	REC-DMX-5A-4Z-PLUS	Trulux DMX Plus Receiver; 12V/24V DC input; Manual/Auto presets; 1-4 outputs; For use with Trulux DMX Control
	REC-DMX-5A-4Z	Trulux DMX Receiver; 12V/24V DC input; 1-4 outputs; For use with Trulux DMX Control

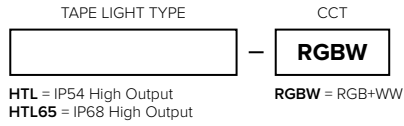
Recommended Power Supplies

Part Number	Description	Application	Primary / Secondary	Total Wattage	Listing	Dimensions
For Trulux Controlled Systems						
LED-DR30-24	Constant voltage hardwire driver	Dry location	100-240 AC / 24V DC	30W	cURus	6-1/2"x1-3/4"x1-3/16"
LED-DR60-24	Constant voltage hardwire driver	Dry/Damp location	100-240 AC / 24V DC	60W	cURus	7-13/16"x1-3/4"x1-5/8"
LED-DR100-24	Constant voltage hardwire driver	Dry/Wet location	100-240 AC / 24V DC	100W	cURus	7-5/8"x2-1/8"x1-1/2"
LED-DR150-24	Constant voltage hardwire driver	Dry/Wet location	100-240 AC / 24V DC	150W	cURus	9"x2-5/8"x1-1/2"
For Non-Trulux Controlled Systems						
ELV-30-24	Constant voltage hardwire driver	Dry location	100-130V AC / 24V DC	30W	cETLus	7-1/16"x2-3/8"x1-3/8"
ELV-45-24	Constant voltage hardwire driver	Dry location	100-130V AC / 24V DC	45W	cETLus	7-1/16"x2-3/8"x1-3/8"
ELV-60J-24	Constant voltage hardwire driver	Wet location	100-130V AC / 24V DC	60W	cETLus	13-3/4"x3-1/16"x2-5/16"
ELV-80J-24	Constant voltage hardwire driver	Wet location	100-130V AC / 24V DC	80W	cETLus	13-3/4"x3-1/16"x2-5/16"

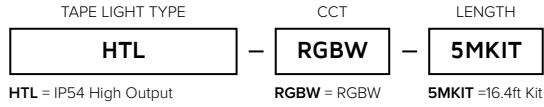
ELV Drivers require 60% minimum load in dimming applications

Ordering Information

24V 16.4ft Reels HTL-RGBW Series



24V 16.4ft Kits HTL-RGBW Series



HTL-RGBW (IP54) 16.4ft Reels include:

- Attached 3ft lear wire
- (3) TL-5PWR power connectors

HTL65-RGBW (IP68) 16.4ft Reels include:

- (1) Female IP65 power connector
- (1) TL-5MCON68 power connector

HTL-RGBW (IP54) 16.4ft Kits include:




- (1) - 24V 3A Plug-in Driver
- (1) - Handheld Remote with In-Line RF Receiver
- (1) - Power Supply Connections
- (1) - 15ft Spool of 20AWG Wire
- (1) - 16.4ft (5M) High Output RGBW Tape Light
- (3) - Tape-to-Tape Snap Connectors
- (6) - Tape-to-Wire Snap Connectors

Example Part # **HTL-RGBW**



Trulux RGB+WW is also available in Custom Cut (special order) lengths.

Connection Accessories

Image	Part Number	Description
	TL-5PWR-HD	IP54 Power feed "Heavy Duty" snap connector to bare wires (5pin, 20AWG wire); For dry, indoor location use only
	TL-5JUMP6-HD	6" IP54 Tape-to-tape "Heavy Duty" snap jumper (5pin, 20AWG wire); For dry, indoor location use only
	TL-5JUMP24-HD	24" IP54 Tape-to-tape "Heavy Duty" snap jumper (5pin, 20AWG wire); For dry, indoor location use only
	TL-5SPL-HD	IP54 In-line splice "Heavy Duty" snap connector (5pin); For dry, indoor location use only

NOTES
