

IH-VF9300

10" Vertical Flat Frame-in-kit For Incandescent Lamps

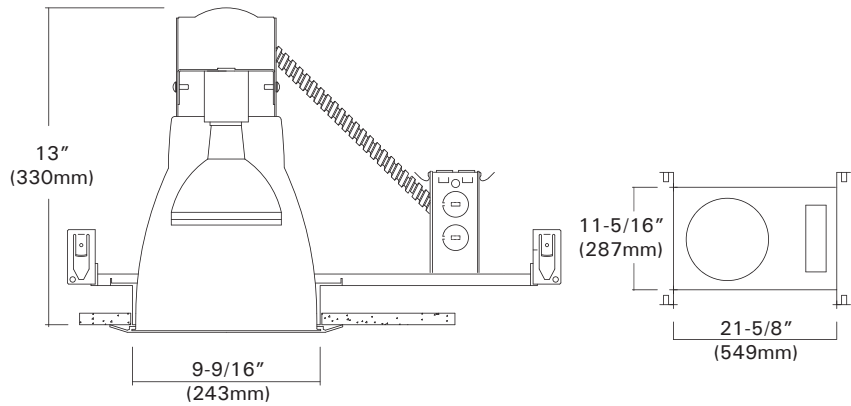
Catalog #		Type
Project		Date
Prepared by		

INCANDESCENT



DESCRIPTION

10" aperture flat frame-in kits for vertical R, PS, PAR, A Type incandescent lamps. These are designed for use in non-insulated ceiling for general lights on floor and task lighting with deep concealed lamps.



Ceiling Cut-out : 9-3/4"

Lamp, Max, Watt. : 300W / R40, PS25 (Med, Mog) or 250W / PAR38 (Med) or 150W / A19 (Med)

DESIGN FEATURES

◦ Housing Kit

- C-UL listed, NON-IC, thermally protected housing for vertical R, PS, PAR, A type incandescent lamps.
- 1-5/8" deep collar may use for various thickness of ceiling.

◦ Junction Box

- Listed for through branch circuit wiring. (Max. 8 No 12 AWG 90°C branch circuit conductors. (4 in, 4 out)
- (5) 1/2" knockouts with true pry-out slots and (4) knockouts with Romex cable clamp.
- Ground wire provided on J-box.

◦ Reflector

- Anodized clear, haze, gold, champagne, pewter color finished full reflectors. And anodized reflectors with black or white milled groove baffle collar.

◦ Trim Ring

- White metal ring plated chrome, satin nickel, natural steel color ring.

◦ Socket

- Medium base porcelain socket with nickel plated screw shell.

◦ Bar hangers

- 24" Bar Hangers provide stability and support on joists and T-Bar Grid ceilings.
- Housing can be positioned at any point within 24" joist span.
- Score lines allow "toolless" shortening for 12" joists. Bar hangers may be repositioned 90 degrees.
- Integral T-bar clips snaps onto T-bars-no additional clips required.

◦ Socket Cup

- Heat sink aluminum cup with vertically adjustable lampholder is used to control multiple beam spreads.

◦ Thermal Protector

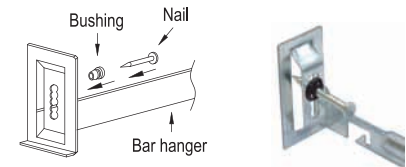
- Self resetting thermal detector on J-box deactivates fixture if overheating occurs due to improper lamping or mis-applied insulation.
- Install varied detectors according to input voltages.

* Listing

- UL, c-UL listed for damp location.
- UL, c-UL listed for feed through.

• Just-A-Nail

Adjustable nail hanger bar for easy alignment.



JUST-A-NAIL

- Pre-installed nail bars with vertical slots are used to evenly align the bars horizontally after nailing halfway into wood joists.

* Optional" Mounting Channel Bracket"

- Commercial mounting kit provided up to 5" vertical adjustment, which accommodates 1/2" EMT conduit, optional HB-24 or HBC-24 bar hanger or lathing channels for T-bar grid or concealed spline ceiling.

Trims


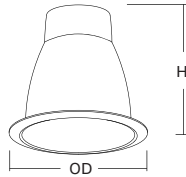
10" Vertical Incandescent Trims For

IH-VF9300, IH-VA9300, IH-VAR9300

Catalog #		Type
Project		Date
Prepared by		

INCANDESCENT


MT-V94
MT-V94SF (Self-Flanged)
Specular Open Reflector
300W R40, PS25
250W PAR38 or 150W A19
 White Metal Trim Ring
 O.D : 11-1/4"
 Height : 9-1/2"




MT-V914
Baffle w/ Reflector
300W R40, PS25
250W PAR38 or 150W A19
 White Metal Trim Ring
 O.D : 11-1/4"
 Height : 9-1/2"




MT-V940
Reflector w/ Frosted Drop Lens
300W R40, PS25
250W PAR38 or 150W A19
 White Metal Trim Ring
 O.D : 11-1/4"
 Height : 9-1/2"



MT-V941
Baffle w/ Frosted Lens
300W R40, PS25
250W PAR38 or 150W A19
 White Metal Trim Ring
 O.D : 11-1/4"
 Height : 9-1/2"



MT-V950
Reflector w/ Frosted 3.5" Center Hole Lens
300W R40, PS25
250W PAR38 or 150W A19
 White Metal Trim Ring
 O.D : 11-1/4"
 Height : 9-1/2"



MT-V922
Reflector w/ Frosted Lens
300W R40, PS25
250W PAR38 or 150W A19
 White Metal Trim Ring
 O.D : 11-1/4"
 Height : 9-1/2"



- ◆ White metal ring standard.
- ◆ All trims are damp location, Lens trims are wet location listed.

ORDERING INFORMATION

Choose the catalog / finish codes that best suit your needs and enter it on the appropriate line.

TRIM MODEL	REFLECTOR	LENS	BAFFLE	METAL RING
	CL :Clear	AS :All Sanded	WH :White	WH :White
	WH :White	CL :Clear	BK :Black	BK :Black
	GD :Gold	CS :Center Part Sanded	SN :Satin Nickel	SN :Satin Nickel
	MA :Matte Platinum		AN :Antique Nickel	AN :Antique Nickel
	CP :Champagne		AC :Antique Copper	AC :Antique Copper
	PR :Pewter		MO :Mocha	MO :Mocha
	SM :Semi-Matte Clear		CA :Cappuccino	CA :Cappuccino
			CH :Chrome	CH :Chrome
			UN :Natural Steel	UN :Natural Steel
			PB :Polished Brass	PB :Polished Brass

Examples:
 MT-V94SM = Semi-Matte Clear Reflector
 MT-V914BK = Black Baffle w/Clear Reflector